



SOUTH COUNTY REGIONAL WASTEWATER AUTHORITY

BOARD OF DIRECTORS MEETING AGENDA

April 2, 2025
8:00 A.M.

ADMINISTRATION BUILDING

1500 SOUTHSIDE DRIVE
GILROY, CA 95020

1500 Southside Drive
Gilroy, California 95020
Telephone (408) 848-0480
Facsimile (408) 842-0873
scrwamail@ci.gilroy.ca.us
www.cityofgilroy.org

CHAIR:
Dion Bracco, Gilroy

VICE CHAIR:
Yvonne Martinez Beltran, Morgan Hill

BOARD MEMBERS:
Terence Fugazzi, Gilroy
Kelly Ramirez, Gilroy
Soraida Iwanaga, Morgan Hill

SECRETARY:

SCRWA MANAGER:
Jimmy Forbis, Gilroy

COMMENTS BY THE PUBLIC WILL BE TAKEN ON ANY AGENDA ITEM BEFORE ACTION IS TAKEN BY THE SCRWA BOARD OF DIRECTORS. Persons speaking on any matter are asked to state their name and address for the record. Public testimony is subject to reasonable regulations, including but not limited to time restrictions on particular issues and for each individual speaker.

All matters listed under Consent Calendar are considered by Board of Directors to be routine and will be enacted by a single motion. There will be no separate discussion of these items unless a request is made by a member of the public, a Board Member or Staff prior to the time the Board votes on the motion to adopt.

Persons who wish to speak on matters set for PUBLIC HEARING will be heard when the presiding officer calls for comments from those persons who are in support of or in opposition thereto. After persons have spoken, the hearing is closed and brought to Board level for discussion and action. There is no further comment permitted from the audience unless requested by the Board.

In compliance with the Americans with Disabilities Act, SCRWA will make reasonable arrangements to ensure accessibility to this meeting. If you need special assistance to participate in this meeting, please contact the Secretary to the Joint Powers Authority at (408) 848-0480 at least 48 hours prior to the hearing for accommodations. Please ask for assistance at the Secretary's desk PRIOR to the start of the meeting or during a break in the meeting.

If you challenge any planning or land use decision made at this meeting in court, you may be limited to raising only those issues you or someone else raised at the public hearing held at this meeting, or in written correspondence delivered to the Board of Directors at, or prior to, the public hearing.

A Closed Session may be called during this meeting pursuant to Government Code Section 54956.9(b)(1) if a point has been reached where, in the opinion of the legislative body of the Joint Powers Authority on the advice of its legal counsel, based on existing facts and circumstances, there is a significant exposure to litigation against the Joint Powers Authority.

Meeting Schedule: The Joint Powers Authority meets regularly on the first Wednesday of each quarter, at 8:00 a.m. If a holiday should fall on the regular meeting date, the meeting will be rescheduled to the following Wednesday.

Wednesday, April 2, 2025, 8:00A.M.

I. Call to Order in Memory of Saeid Vaziry

- A. Certification of Posting of the Agenda
- B. Roll Call
- C. Welcome Newly Appointed Board Members

II. Consent Calendar (by Motion)

- A. Approval of Minutes of the June 5, 2024 meeting (copies)
- B. 2025 SCRWA Meeting Schedule (copies)
- C. Approve Budget Amendment for the SCRWA Expansion Project Change Orders within the Authorized Contingency (copies)

III. Presentation by Members of the Public on Items not on the agenda

IV. Bids and Proposals

V. Old Business

VI. New Business

- A. Consent to the Appointment of Interim SCRWA Secretary
- B. Review of the Draft Budget and Capital improvements Budget for FY2026 and FY2027 (copies)

VII. Communications

- A. Cash and Investment Report as of June 30, 2024, September 30, 2024 and December 31, 2024 (copies)
- B. Presentation of Audited Annual Financial Statements for Year Ended June 30, 2024 (copies)

VIII. Report

- A. Jacobs
 - 1. Wastewater Acronyms (copies)
 - 2. Plant Reports – May 2024 to February 2025 (copies)
 - 3. Recap of Expenses – May 2024 to February 2025 (copies)
 - 4. Septage Report – May 2024 to February 2025 (copies)
 - 5. Plant Awards and Certifications
- B. Valley Water
- C. Stantec
 - 1. Engineering Projects Report – April 2025 (copies)
- D. SCRWA Manager
- E. SCRWA Attorney
- F. Board Members

IX. Adjourn



**SOUTH COUNTY REGIONAL
WASTEWATER AUTHORITY**

**BOARD OF DIRECTORS
MEETING MINUTES**

JUNE 5, 2024

1500 Southside Drive
Gilroy, California 95020
Telephone (408) 848-0480
Facsimile (408) 842-0873
scrwamail@ci.gilroy.ca.us
www.cityofgilroy.org

CHAIR:
Rene Spring, Morgan Hill

VICE CHAIR:
Dion Bracco, Gilroy

BOARD MEMBERS:
Marie Blankley, Gilroy
Yvonne Martinez Beltran, Morgan Hill
Fred M. Tovar, M.Ed., Gilroy

SECRETARY:
Saeid Vaziry, P.E.

SCRWA MANAGER:
Jimmy Forbis, Gilroy

MEMBERS PRESENT:

Rene Spring
Dion Bracco
Marie Blankley
Yvonne Martinez-Beltran
Fred Tovar

STAFF PRESENT:

Gilroy
Jimmy Forbis
Saeid Vaziry
Heath McMahan

Morgan Hill
Chris Ghione
Dat Nguyen

-
- I. Call to Order
Chairman Spring called the meeting to order at 8:00 A.M.
 - A. Certification of posting of the agenda
Kerry Edmonds reported the agenda was posted on May 29, 2024 @ 10:30 A.M.
 - B. Roll Call
All 5 Board Members were present with Director Beltran arriving at 8:05 A.M.
 - II. Consent Calendar
 - A. Approval of minutes for the April 3, 2024 meeting
Motion to approve Consent Calendar moved by Director Bracco, seconded by Director Blankley
Ayes 4, Spring, Bracco, Blankley, Tovar
Nays 0, Abstain 0
Vote: Motion Carried
 - III. Presentation by members of the public on items not on the agenda
None
 - IV. Bids and Proposals
None
 - V. Old Business
None
 - VI. New Business
 - A. Selection of SCRWA Chairperson, Vice Chairperson and Secretary for 2024-2025.
Motion to accept the council's recommendation for Director Dion Bracco as Chairperson, Director Yvonne Martinez Beltran as Vice Chairperson and Saeid Vaziry as Secretary moved by Director Spring, seconded by Director Tovar.
Ayes 4, Spring, Bracco, Blankley, Tovar
Nays 0, Abstain 0
Vote: Motion Carried
 - B. Contract Recommendation for Purchase of Septage Receiving Station Equipment was presented by Saeid Vaziry as a Sole Source Purchase. This will improve the existing treatment process and sampling of the filtered water for testing if needed. This will also include flow meters that will provide accountability. Staff recommends awarding the contract to JWC Environmental for \$198,962.00.

Motion to accept staff's recommendation to purchase Septage Receiving Station Equipment moved by Director Beltran, seconded by Director Blankley.
Ayes 5, Spring, Bracco, Blankley, Beltran, Tovar
Nays 0, Abstain 0
Vote: Motion Carried

VII. Communications

A. Cash and Investment Report as of March 31, 2024

Jimmy Forbis presented the Cash and Investment Report as of March 31, 2023.

VIII. Reports

A. Jacobs

Sergio Villegas reported there were no violations this past quarter, an employee obtained his Grade 2 wastewater treatment certification and 38 students from Christopher High School Environmental Sciences AP class came for a tour.

B. Valley Water

Director's Varela and Santos were in attendance. Director Varela mentioned Valley Waters Internship program as this is our future pathway education to bring in our future workforce. Shared an Environmental encampment meeting to be held this fall chaired by Director Santos and will provide date and time later. Valley Water is hosting a meeting in Morgan Hill for the community to give an update on the Anderson Dam project.

C. Stantec

Billy Wong presented the engineering projects report, which include the Plant Expansion Project which is on track and to be completed end of this year. Stantec is continuing to stay engaged with the regional board with regards to the NPDES permit renewal. It's time for the annual self-inspection for all the recycled water system users and supervisor training for any new users. There have been 2 new recycled water users in the area. We are continually and sustainably growing the recycled water usage which provides beneficial use for the community.

D. SCRWA Manager

None

E. SCRWA Attorney

None

F. Board Members

None

Adjourn

Chairman Spring adjourned the meeting at 8:21 A.M.



Kerry Edmonds, Deputy Secretary of the Board
South County Regional Wastewater Authority



**SOUTH COUNTY REGIONAL
WASTEWATER AUTHORITY**

**BOARD OF DIRECTORS
2025 MEETING SCHEDULE**

1500 Southside Drive
Gilroy, California 95020
Telephone (408) 848-0480
Facsimile (408) 842-0873
scrwamail@ci.gilroy.ca.us
www.cityofgilroy.org

CHAIR:
Dion Bracco, Gilroy

VICE CHAIR:
Yvonne Martinez Beltran, Morgan Hill

BOARD MEMBERS:
Terence Fugazzi, Gilroy
Kelly Ramirez, Gilroy
Soraida Iwanaga, Morgan Hill

SECRETARY:

SCRWA MANAGER:
Jimmy Forbis, Gilroy

The Joint Powers Authority meets regularly on the first Wednesday of each quarter, at 8:00 a.m. If a holiday should fall on the regular meeting date, the meeting will be rescheduled to the following Wednesday.

Meeting Dates:
January 8, 2025 - CANCELLED
April 2, 2025
June 4, 2025 ¹
October 1, 2025
January 7, 2026

¹ Subject to the regular meeting amendment ordinance going into effect on October 4, 2023



**SOUTH COUNTY REGIONAL
WASTEWATER AUTHORITY**

1500 Southside Drive
Gilroy, California 95020-7042
Telephone (408) 848-0480
Facsimile (408) 842-0873
scrwamail@ci.gilroy.ca.us

DATE: April 2, 2025

TO: JIMMY FORBIS, Authority Manager

FROM: HARJOT SANGHA, Treasurer

SUBJECT: **Approve Budget Amendment for the SCRWA Expansion Project Change Orders within the Board Authorized Contingency**

Recommendation

It is recommended that the SCRWA Board approve a budget amendment to appropriate \$3,442,502 of unencumbered budget from prior years to Fiscal Year 2025 (FY25) in Fund 820.

Summary

The plant expansion project, which allows for long-term growth in the cities of Gilroy and Morgan Hill, broke ground in 2021. The construction has been budgeted since FY21 and is scheduled to conclude and be commissioned during FY26.

The project is funded by the Construction Fund 820. The total project budget is \$81.7 million, and approximately \$71.0 million has been spent through FY24, and the remaining balance of \$10.7 million is expected to be spent or otherwise encumbered by the end of FY25. The project is not running over budget; rather, fewer funds were expended in prior years, thus allocated funds require re-appropriation in FY25.

The project is cost-shared by Gilroy and Morgan Hill, and both cities have adequate funding to pay for their respective share of the project. Project costs are allocated between the cities of Gilroy and Morgan Hill at 58.1% and 41.9%, respectively.

Background

The expansion project has undergone a comprehensive evaluation, capacity verifications and assessments, along with intensive planning, design, and value engineering efforts over the past decade. The population and development growth were evaluated along with flow projections for the cities, which determined that capacity expansion is required to accommodate future growth and provide more redundancy and reliability.

In 2020, SCRWA took advantage of a competitive window to advertise the project and bid construction and managed to avoid the detriments of price escalation in key commodities that water business depends on. These include factors such as inflation, equipment shortage and

material delays that have since impacted other projects in the Bay Area and throughout California due to construction market saturation by the numerous capital improvements that were planned or underway at wastewater treatment facilities. Both cities also benefited from favorable debt issuance timing and realized low interest rates on the bonded debt.

The new facilities are on track for completion in 2025 and are expected to be in service in 2026. The project features a headworks, screenings facility, solids building, membrane basins, bioreactors, blowers, chemicals feed and storage facilities. When completed and operational, the facility will be able to treat more water than ever – from the current 8.5 million gallons daily to 11 million gallons daily, allowing the SCRWA to provide adequate service to its customers and the demands associated with future growth in the area in accordance with both cities’ General Plans.

Analysis

The total project budget is \$81.7 million, which includes the construction bid amount (\$62.2 million), plus 15% construction contingency (\$9.3 million) and 16% indirect costs (\$10.2 million) for construction management, engineering services and other related services during construction.

The project has expended \$71.0 million through FY24, and the remaining balance of \$10.7 million is expected to be spent or otherwise encumbered by the end of FY25. The FY25 budget for the project is \$7.3 million, and an additional \$3.4 million appropriation of unspent and unencumbered budget from prior fiscal years is recommended. This is primarily for the change orders that have been approved, which fall within the board-authorized contingency of 15% for the project.

Fiscal Impact

Gilroy and Morgan Hill are separately financing their respective portion of the expansion per the Joint Powers Agreement as follows:

- Gilroy - 58.1%
- Morgan Hill - 41.9%

Both cities have adequate funding, either cash or proceeds of bonds, to pay for their respective share of the project. Below is the current expansion project cost and the estimated cost-share for the members.

	Total Prior Fiscal Years	FY24 Actual	FY25 Year-End Projection	Total
Expansion Project Cost	\$48.8	\$22.2	\$10.7	\$81.7
Morgan Hill Share	\$20.4	\$9.3	\$4.5	\$34.2
Gilroy Share	\$28.4	\$12.9	\$6.2	\$47.5



**SOUTH COUNTY REGIONAL
WASTEWATER AUTHORITY**

1500 Southside Drive

Gilroy, California 95020-7042

Telephone (408) 848-0480

Facsimile (408) 842-0873

scrwamail@ci.gilroy.ca.us

DATE: April 2, 2025

TO: BOARD OF DIRECTORS, South County Regional Wastewater Authority (SCRWA)

FROM: JIMMY FORBIS, Authority Manager

SUBJECT: **Consent to the Appointment of Interim SCRWA Secretary**

Recommendation

Consent to the Authority Manager's recommendation to appoint Harjot Sangha, City of Gilroy Finance Director and SCRWA Treasurer, to the SCRWA Secretary position on an interim basis.

Summary

Pursuant to the SCRWA Bylaws, the SCRWA Board of Directors has five Directors, three of whom belong to Gilroy City Council and two of whom belong to the Morgan Hill City Council. The five Directors elect a Chairman and Vice-Chairman amongst its Directors, and appoint a Secretary. Saeid Vaziry, the SCRWA Plant Manager, was appointed by the Board of Directors as the Secretary and long fulfilled the duties. Due to the unexpected passing of Saeid Vaziry, an interim appointment is necessary to fulfill the secretary's role.

To ensure continuity in board operations, I recommend appointing Harjot Sangha, the current City of Gilroy Finance Director and SCRWA Treasurer, as the Interim SCRWA Secretary. Harjot possesses the necessary organizational and administrative skills to effectively manage board documentation, and compliance responsibilities during this transitional period.

The SCRWA Attorney has reviewed and opined that the interim appointment does not conflict with the SCRWA Bylaws, the Joint Powers Agreement (JPA) between the City of Gilroy and the City of Morgan Hill, nor the adopted Conflict of Interest Policy.

This interim appointment will provide stability and support to the board while the search for a new Plant Manager progresses.



SOUTH COUNTY REGIONAL WASTEWATER AUTHORITY

1500 Southside Drive

Gilroy, California 95020-7042

Telephone (408) 848-0480

Facsimile (408) 842-0873

scrwamail@ci.gilroy.ca.us

April 2, 2025

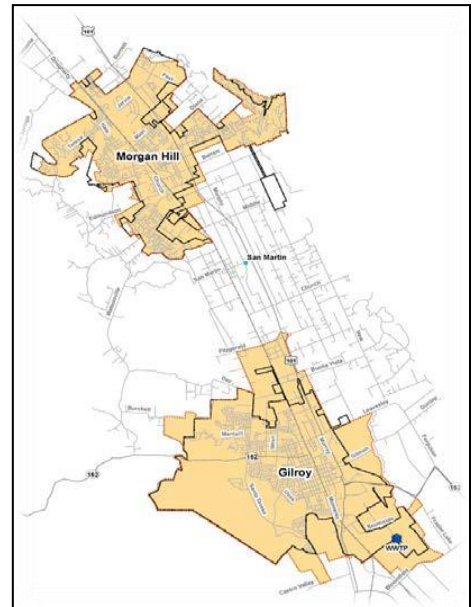
Members of the Board of Directors
South County Regional Wastewater Authority
1500 Southside Drive
Gilroy, California 95020

Subject: Biennial Budget Transmittal – FY26 & FY27

Honorable Members of the Board:

This letter transmits to the Board and the cities of Gilroy and Morgan Hill the proposed two-year budget for the South County Regional Wastewater Authority (SCRWA or Authority) for Fiscal Years 2026 and 2027 (FY26 and FY27). Also transmitted is the FY26 and FY27 Capital Improvement Plan (CIP). The operations budget and CIP are fully balanced, with revenues meeting expenditures for the budget term.

SCRWA is a Joint Powers Authority of the cities of Gilroy and Morgan Hill. Formed in 1992, the Authority serves both cities treating approximately 2.5 billion gallons of wastewater and producing 810 million gallons of recycled water each year for use in landscaping, agricultural, industrial, and other applications. The Authority is governed by a five-member board of directors consisting of city council members from each member agency; three members from the city of Gilroy and two members from the city of Morgan Hill. The City of Gilroy provides administrative oversight and staffing services for SCRWA, with the Gilroy City Administrator serving as the SCRWA General Manager. General administrative oversight includes, but is not limited to, contract negotiation and administration, financial management, utilities services, pretreatment services, capital projects management, budget preparation, and insurance administration. Daily treatment plant operations are provided via a third-party contract with Jacobs Engineering Group.



The SCRWA facility is an award-winning wastewater treatment plant, recognized for its efficiencies and operational acumen and was honored with “Plant of the Year” awards in 2005, 2007, 2008, 2014, 2018, 2019, 2020, 2021, 2022, 2023 and 2024 by the Monterey Bay Section of the California Water Environment Association (CWEA). SCRWA has also received the Plant Safety Award (1 to 25 employees) from the State of California in 2007. Additionally, the SCRWA received first place ranking in California in 2018 and won top awards in 2020, 2023 (2nd place), and 2024 (3rd place) as “Overall Plant of the Year” in the medium-size category by the CWEA.

Goals and Objectives

This biennial budget provides the Board with systematic planning over the budget term, achieves efficiencies by planning out two years, and focuses on validation efforts and other worthwhile projects. The biennial budget demonstrates a commitment to operate the SCRWA over the long term with a balanced budget.

The SCRWA budget is comprised of two separate funds and two primary divisions.

Funds

820 – SCRWA Construction

825 – SCRWA Plant Operations

Divisions

SCRWA Administration/Operations

820-8510, 825-8500, 825-8520

Chemical Control/Pretreatment

825-8540

Administration Budget

This division is comprised of three active cost centers, including construction, administration, and operations.

Construction – (820-8510)

The construction budget identifies the individual cost to Morgan Hill and Gilroy for construction undertaken over the budget term. Per the Joint Powers Agreement (JPA) Capital costs have a fixed allocation between the cities of Gilroy and Morgan Hill at 58.1% and 41.9%, respectively. Corresponding revenues sufficient to undertake capital expenditures are identified for each member. A detail of expenditures for this budget is identified in the CIP section of this transmittal letter.

Administration – (825-8500)

The Administration budget consists of various services provided to SCRWA, including personnel, liability and property insurance, professional support for training, travel,



telecommunications, personnel protection equipment, computers, office supplies, annual audit services, public advertising, and legal services provided through contract by Gilroy City Attorney, Berliner Cohen. These services support statutory requirements of the Authority with respect to the filing of an annual audit as well as legal services to the Board and staff related to operational matters. This cost center is also used to record overhead and

depreciation charges, as well as to record the annual SCRWA reserves. Included in the recommended administration budget is 1.0 full-time equivalent (FTE) for the Senior Engineer, 1 FTE for Engineer II, and an addition of 0.15 FTE for each of the Utilities Director, Business Manager, and Management Analyst, respectively, to support the overall Administration of the SCRWA.

The Board-approved reserve policy established two distinct financial reserves that align with industry best practices:

The Operations Reserves cover operations of at least \$2 million, and Major Maintenance/Replacement Reserve of at least \$8.5 million. The current balances in the operational and major maintenance/replacement reserves are \$2.4 million and \$9.5 million, respectively. Staff recommends maintaining the same annual contribution of \$125,000 in each of the two budget years and make any necessary adjustments in next biennial budget development based on the actual increased operations costs of the expanded plant.

Operations – (825-8520)

The operational cost budgets are allocated between the cities of Gilroy and Morgan Hill based on historical flow data. In June 2023, the Board approved the FY24 and FY25 biennial budgets, and subsequent biennial budgets, to use a two-year recorded average of flow for both agencies to be utilized for budgeting and billing purposes. As such, the FY26 and FY27 budgeted allocation and actual billing will be based on the average of the flows for both cities' 2023 and 2024 calendar years. For FY26 and FY27, the operational allocations for Gilroy and Morgan Hill are 57% and 43%, respectively, based on the aforementioned methodology. The operations budget for SCRWA operations for FY26 and FY27 are \$15.5 million and \$16.5 million, respectively. Revenue in the operations budget is primarily derived from reimbursements according to user share by the member agencies. In FY26 and FY27, Gilroy will provide user fee reimbursements of approximately \$8.3 million and \$8.9 million, respectively, and Morgan Hill will provide reimbursements of approximately \$6.3 million and \$6.7 million, respectively. Other user fees come from charges to private septic dischargers at the plant and interest earnings on the reserves and are budgeted for a total of \$0.9 million in each of the fiscal years.



In FY26 and FY27, the SCRWA will pay \$9.1 million and \$9.8 million respectively, to Jacobs for their services as the plant operator. The annual baseline costs, which include direct, overhead, and management fee, are projected to increase on average by 5%. The annual payments to Jacobs include labor, chemicals, fuels, and lubricants. As generally experienced nationwide, the cost of chemicals increased significantly in mid-year 2023 by approximately 94%. The cost of specialty lubricants also increased by about 130%. The labor cost will increase from the current \$2.7 million in FY25 to \$3.0 million in FY26 and \$3.3 million in FY27. This is due in large part to the addition of new employees necessary to operate the new treatment facilities completed as part of the plant expansion project. In addition, the energy cost is projected to increase by an average of 21% in FY26 and FY27 due to anticipated rate increases by PG&E and other utilities, and includes the estimated utilities cost increase of bringing the plant expansion to service.

The operations budget will also incur contractual expenses of \$300,000 each fiscal year for specialized engineering services with Stantec Consulting Services Inc. (Stantec) for technical studies and regulatory reports that are required to be completed annually. In addition, Stantec will provide engineering studies related to the reclamation permits, design and construction management services for capital projects, as well as other mandates related to the General Waste Discharge Requirements Order and the National Pollutant Discharge Elimination System (NPDES) permits by the Regional Water Quality Control Board.



The current treatment plant facilities were constructed in 1994 and have exceeded 30 years of operation. The rotating equipment within the plant is approaching when significant rebuild work will be required. As with most facilities, the cost to maintain wastewater equipment increases with age and time in service. The number of capital improvements in Fund 820 has decreased from prior years as projects have been completed. Details of the expenditure items for this budget are identified in the CIP section of this transmittal letter.

Chemical Control/Pretreatment – (825-8540)

SCRWA operates a pretreatment program to assure compliance with federal and state regulations relative to waste stream discharge. This division conducts inspections of significant facilities annually and approximately 200 inspections of non-significant facilities annually in Gilroy and Morgan Hill. The inspections help ensure that discharge to the wastewater system complies with the law and protects the system as a preventative measure from the entrance of pollutants that would otherwise upset or interfere with plant operations. This division also conducts permitting operations consistent with federal and state guidelines for both member agencies, with staffing provided by the City of Gilroy. Morgan Hill reimburses Gilroy for its share of the cost of these services. FY26 includes \$150,000 for contractual services to conduct a Local Limits Study to comply with federal and state regulations to prevent the introduction of pollutants. The study will develop and recommend local limits in accordance with the Regional Water Quality Control Board’s requirements and compliance with the NPDES discharge permit.

Capital Improvement Plan (CIP)

The capital budget provides a two-year window of projects to be completed within the budget cycle. Over the last several fiscal years, the capital budget has primarily consisted of the plant



expansion project. Capital costs are allocated between Gilroy and Morgan Hill cities at 58.1% and 41.9%, respectively (operations costs are based on flow percentages).

It is the goal of SCRWA to build, maintain and operate infrastructure required to support the treatment facility and continue to provide high quality wastewater treatment and reclamation services professionally and competitively to preserve the environment and ensure the health, safety, and economic vitality of the

Gilroy-Morgan Hill region. To achieve this goal, a Capital Improvements Strategic Plan was prepared to identify the projects necessary to maintain permit compliance; improve redundancy, efficiency, and reliability; and expand future treatment capacity in accordance with both cities’ General Plans. Consideration of said drivers helped to further prioritize the planned improvements along with the needed long-term capacity increase by the mid-2020s.

The capital projects provide the following:

- Upgrades to increase redundancy, efficiency and reliability for wastewater treatment, disposal, and reclamation systems.

- Firmly establish the permitted capability for effluent discharge during extreme wet weather conditions.
- Improve the primary and secondary systems, septage receiving and pump stations.
- Improve site security, equipment maintenance and repairs response time.
- Makes provision for long term capacity increase in accordance with both cities' General Plans.

The planned capital projects are ultimately approved by the Board of Directors of the SCRWA at the time they are awarded.

Capital – Fund 820

The plant capacity expansion project currently under construction is anticipated to be commissioned in FY26. Both cities have adequate funding, either cash and/or proceeds of bonds, to pay for their respective share of the project. Below is the current expansion project cost and estimated cost-share for the members.

	Total Prior Fiscal Years	FY24 Actual	FY25 Year-End Projection	Total
Expansion Project Cost	\$48.8	\$22.2	\$10.7	\$81.7
Morgan Hill Share	\$20.4	\$9.3	\$4.5	\$34.2
Gilroy Share	\$28.4	\$12.9	\$6.2	\$47.5

*Cost in Millions



Capital – Fund 825

Mechanical Equipment:

The SCRWA operations capital equipment budget includes \$419,000 and \$437,000 in FY26 and FY27, respectively. Various mechanical and electrical equipment will be replaced, including a clarifier drive, bar screen, pumps, motors, variable frequency drives, UV lamps, and meters.

Fleet:

The SCRWA operations capital vehicle budget in FY26 includes the replacement of two vehicles totaling \$125,000.

Other Improvements:

The SCRWA operations improvement budget is \$345,000 and \$360,000 in FY26 and FY27, respectively, notably for roofing improvements to the electrical building, as well as enhanced security perimeter fencing for the plant.

The facility continues to be well managed with operations staff recognized for their skill and ability in providing efficient and effective wastewater treatment services in an environmentally responsible manner. The cities of Gilroy and Morgan Hill are well served by our joint venture. The staff of each city, along with our contracted partners, are to be credited for its success.

Respectfully submitted,



Jimmy Forbis
General Manager

Attachments:

- FY26 and FY27 Capital Fund (820) Budget Spreadsheet
- FY26 and FY27 Operations Fund (825) Budget Spreadsheet

SCRWA - FY26 and FY27 Budget - Construction Fund

Ratios

FUND	Org Name	GL ACCOUNT #	ACCT DESCRIPTION	TYPE	2021 ACTUAL	2022 ACTUAL	2023 ACTUAL	2024 ACTUALS	2025 AMENDED BUDGET	2025 YEAR-END PROJECTION	2026 RECOMMENDED BUDGET	2027 RECOMMENDED BUDGET	FY25	FY26	FY27
820	SCRWA CONSTRUCTION	8208510-47340	MORGAN HILL CONTRIBUTION	Revenue	957,765	7,546,335	11,960,299	9,321,633	1,347,338	4,486,053	2,891	3,035	41.9%	41.9%	41.9%
820	SCRWA CONSTRUCTION	8208510-48113	INTERFUND TRANSFER IN (GILROY CONTRIBUTION)	Revenue	1,328,070	10,464,011	16,584,568	12,925,701	1,868,267	6,220,518	4,009	4,209	58.1%	58.1%	58.1%
Total 8258510 SCRWA CONSTRUCTION FUND REVENUES					\$ 2,285,834	\$ 18,010,346	\$ 28,544,867	\$ 22,247,334	\$ 3,215,605	\$ 10,706,571	\$ 6,900	\$ 7,245			

FUND	Org Name	GL ACCOUNT #	ACCT DESCRIPTION	TYPE	2021 ACTUAL	2022 ACTUAL	2023 ACTUAL	2024 ACTUALS	2025 AMENDED BUDGET	2025 YEAR-END PROJECTION	2026 RECOMMENDED BUDGET	2027 RECOMMENDED BUDGET	FY25	FY26	FY27
820	SCRWA CONSTRUCTION	8208510-53135	IMPROVEMENTS	Expense	2,274,462	19,939,889	26,582,714	22,241,029	7,257,498	10,700,000	-	-			
820	SCRWA CONSTRUCTION	8208510-53165	CONTRA CAPITAL OUTLAY	Expense	(2,274,462)	(18,005,123)	(28,517,480)	-	-	-	-	-			
820	SCRWA CONSTRUCTION	8208510-53168	CIP OFFSET	Expense	-	-	-	(22,241,029)	-	-	-	-			
820	SCRWA CONSTRUCTION	8208510-54150	OVERHEAD CHARGES	Expense	11,372	5,224	5,381	6,305	6,571	6,571	6,900	7,245			
Total 8258510 SCRWA CONSTRUCTION FUND EXPENDITURES					\$ 271,111	\$ 1,939,990	\$ (1,929,385)	\$ 6,305	\$ 7,264,069	\$ 10,706,571	\$ 6,900	\$ 7,245			

SCRWA - FY26 and FY27 Budget - Operations Fund

RATIOS

FUND	Org Name	GL ACCOUNT #	ACCT DESCRIPTION	TYPE	2021 ACTUAL	2022 ACTUAL	2023 ACTUAL	2024 ACTUALS	2025 AMENDED BUDGET	2025 YEAR-END PROJECTION	2026 RECOMMENDED BUDGET	2027 RECOMMENDED BUDGET
825	SEWER TREATMNT PLANT OPERATION	8258520-45120	USER FEES	Revenue	346,528	356,858	241,397	332,119	340,000	300,000	300,000	300,000
825	SEWER TREATMNT PLANT OPERATION	8258520-46310	OTHER INTEREST	Revenue	54,929	37,884	239,330	500,821	170,000	700,000	500,000	500,000
825	SEWER TREATMNT PLANT OPERATION	8258520-46420	UNREALIZED GAIN/LOSS	Revenue	-	(130,873)	(41,195)	110,300	-	-	-	-
825	SEWER TREATMNT PLANT OPERATION	8258520-46510	RENTS,LEASES&CONCESSIONS	Revenue	90,000	70,597	89,831	95,408	90,000	99,240	100,000	100,000
825	SEWER TREATMNT PLANT OPERATION	8258520-47340	MORGAN HILL REIMBURSEMENT (OPS)	Revenue	3,684,494	4,598,541	4,723,664	4,807,534	5,342,662	4,914,244	5,911,214	6,366,023
825	SEWER TREATMNT PLANT OPERATION	8258520-47810	MISC REVENUES	Revenue	1,147	39,247	433,628	29,942	-	250,000	30,000	30,000
825	SEWER TREATMNT PLANT OPERATION	8258520-48112	TRF IN SCRWA GILROY (OPS)	Revenue	6,381,040	6,125,158	5,852,589	6,124,646	6,799,752	6,254,492	7,835,796	8,438,682
825	SEWER TREATMENT PLANT IMPROV	8258530-47340	MORGAN HILL REIMBURSEMENT (OPS CIP)	Revenue	332,578	1,270,510	183,672	92,284	291,280	293,198	362,920	342,710
825	SEWER TREATMENT PLANT IMPROV	8258530-48110	INTERFUND TRANSFER IN	Revenue	566,281	1,684,164	-	-	-	-	-	-
825	SEWER TREATMENT PLANT IMPROV	8258530-48114	TRF IN SCRWA - GILROY (OPS CIP)	Revenue	-	-	224,489	117,453	370,720	373,160	481,080	454,290
825	FIREHAZMAT PRETREAT	8258540-45115	INSPECTIONS AND ANALYSIS	Revenue	155	150	2,146	5,960	500	2,356	2,000	2,000
TOTAL 825 SCRWA OPERATIONS FUND REVENUES					\$ 11,457,151	\$ 14,052,236	\$ 11,949,551	\$ 12,216,466	\$ 13,404,914	\$ 13,186,690	\$ 15,523,010	\$ 16,533,705

FY25	FY26	FY27
44%	43%	43%
56%	57%	57%
44%	43%	43%
56%	57%	57%

FUND	Org Name	GL ACCOUNT #	ACCT DESCRIPTION	TYPE	2021 ACTUAL	2022 ACTUAL	2023 ACTUAL	2024 ACTUALS	2025 AMENDED BUDGET	2025 YEAR-END PROJECTION	2026 RECOMMENDED BUDGET	2027 RECOMMENDED BUDGET
825	SCRWA ADMINISTRATION	8258500-50110	SALARIES	Expense	-	-	-	180,693	326,884	188,763	408,962	428,036
825	SCRWA ADMINISTRATION	8258500-50114	EARNED LEAVE CASHOUT	Expense	-	-	-	3,616	-	3,785	3,899	4,015
825	SCRWA ADMINISTRATION	8258500-50203	COMPENSATED ABSENCES	Expense	-	-	-	29,405	-	-	-	-
825	SCRWA ADMINISTRATION	8258500-50205	WORKERS COMP	Expense	-	-	-	13,598	18,184	18,184	3,752	3,995
825	SCRWA ADMINISTRATION	8258500-50210	RETIREMENT (FULL TIME)	Expense	-	-	-	22,385	38,025	21,764	45,108	46,228
825	SCRWA ADMINISTRATION	8258500-50212	DEFERRED COMPENSATION ER	Expense	-	-	-	360	640	360	882	882
825	SCRWA ADMINISTRATION	8258500-50213	UAL RETIREMENT	Expense	-	-	-	33,813	37,819	37,819	111,878	118,593
825	SCRWA ADMINISTRATION	8258500-50220	MEDICARE	Expense	-	-	-	2,791	4,741	2,930	5,930	6,207
825	SCRWA ADMINISTRATION	8258500-50225	HEALTH INSURANCE BENEFITS	Expense	-	-	-	10,501	20,034	9,381	51,077	53,631
825	SCRWA ADMINISTRATION	8258500-50230	LIFE INSURANCE BENEFITS	Expense	-	-	-	260	505	273	588	601
825	SCRWA ADMINISTRATION	8258500-50235	EMPLOYEE ASSISTANCE PROG	Expense	-	-	-	194	349	194	476	485
825	SCRWA ADMINISTRATION	8258500-50240	UNEMPLOYMENT INSURANCE	Expense	-	-	-	200	517	474	-	-
825	SCRWA ADMINISTRATION	8258500-50255	MISC DISABILITY INSURANCE	Expense	-	-	-	310	562	310	663	663
825	SCRWA ADMINISTRATION	8258500-50310	APPAREL, BOOTS, PPE	Expense	-	-	-	-	-	-	400	400
825	SCRWA ADMINISTRATION	8258500-51310	LEGAL FEES	Expense	18,717	10,243	9,002	9,963	60,000	5,000	20,000	20,000
825	SCRWA ADMINISTRATION	8258500-51510	PROFESSIONAL SUPPORT	Expense	-	-	-	334	900	300	550	550
825	SCRWA ADMINISTRATION	8258500-51615	INSURANCE CHARGES	Expense	4,863	161,627	198,106	531,622	218,412	561,415	589,486	618,960
825	SCRWA ADMINISTRATION	8258500-51620	AUDIT SERVICES	Expense	12,000	12,360	12,731	13,113	15,486	14,817	14,736	15,473
825	SCRWA ADMINISTRATION	8258500-51630	CONTRACTUAL SERVICES	Expense	1,340	1,300	856	-	-	2,000	20,000	20,000
825	SCRWA ADMINISTRATION	8258500-53165	CONTRA CAPITAL OUTLAY	Expense	(898,858)	(2,954,674)	(504,687)	(5,427,442)	-	-	-	-
825	SCRWA ADMINISTRATION	8258500-53168	CIP OFFSET	Expense	-	-	-	5,217,705	-	-	-	-
825	SCRWA ADMINISTRATION	8258500-54150	OVERHEAD CHARGES	Expense	447,799	594,272	623,985	373,606	392,780	392,780	412,419	433,040
825	SCRWA ADMINISTRATION	8258500-54155	LIABILITY INSURANCE CHRGS	Expense	136,110	147,308	150,764	43,090	45,273	45,273	47,537	49,913
825	SCRWA ADMINISTRATION	8258500-56120	DEPRECIATION	Expense	4,551,414	4,443,621	4,202,731	4,344,905	125,000	125,000	125,000	125,000
Total 8258500 SCRWA ADMINISTRATION					\$ 4,273,385	\$ 2,416,058	\$ 4,693,487	\$ 5,405,021	\$ 1,306,111	\$ 1,430,822	\$ 1,863,342	\$ 1,946,672
825	SEWER TREATMNT PLANT OPERATION	8258520-51410	UTILITIES	Expense	1,194,436	1,437,181	1,751,395	1,705,388	1,990,208	1,850,000	2,435,000	2,901,000
825	SEWER TREATMNT PLANT OPERATION	8258520-51420	TELECOMMUNICATIONS	Expense	-	-	-	411	-	500	500	500
825	SEWER TREATMNT PLANT OPERATION	8258520-51630	CONTRACTUAL SERVICES	Expense	6,396,964	6,650,523	6,916,346	7,979,943	8,256,986	8,256,986	9,140,349	9,817,481
825	SEWER TREATMNT PLANT OPERATION	8258520-52510	SERVICE FEES	Expense	299,993	299,821	211,033	160,547	300,000	250,000	300,000	300,000
825	SEWER TREATMNT PLANT OPERATION	8258520-52710	PERMITS	Expense	68,024	80,853	81,069	70,956	105,000	105,000	140,000	145,000

FUND	Org Name	GL ACCOUNT #	ACCT DESCRIPTION	TYPE	2021 ACTUAL	2022 ACTUAL	2023 ACTUAL	2024 ACTUALS	2025 AMENDED BUDGET	2025 YEAR-END PROJECTION	2026 RECOMMENDED BUDGET	2027 RECOMMENDED BUDGET	FY25	FY26	FY27
825	SEWER TREATMNT PLANT OPERATION	8258520-53120	EQUIPMENT/FURNITURE	Expense	-	56,110	83,171	-	355,579	348,579	419,000	437,000			
825	SEWER TREATMNT PLANT OPERATION	8258520-53125	VEHICLES	Expense	209,709	61,465	83,144	-	129,689	47,779	80,000	-			
825	SEWER TREATMNT PLANT OPERATION	8258520-53135	IMPROVEMENTS	Expense	689,149	2,990,813	241,846	156,937	410,000	270,000	345,000	360,000			
825	SEWER TREATMNT PLANT OPERATION	8258520-55120	BAD DEBT EXPENSE	Expense	-	750	-	-	-	-	-	-			
Total 8258500 SCRWA PLANT OPERATIONS					\$ 8,858,276	\$ 11,577,515	\$ 9,368,004	\$ 10,074,181	\$ 11,547,462	\$ 11,128,844	\$ 12,859,849	\$ 13,960,981			
825	FIREHAZMAT PRETREAT	8258540-50110	SALARIES	Expense	272,998	274,540	224,623	238,945	348,343	327,404	322,221	340,092			
825	FIREHAZMAT PRETREAT	8258540-50114	EARNED LEAVE CASHOUT	Expense	-	-	12,673	503	-	1,214	1,251	1,288			
825	FIREHAZMAT PRETREAT	8258540-50120	WAGES/PART TIME	Expense	1,083	3,552	-	-	-	-	-	-			
825	FIREHAZMAT PRETREAT	8258540-50130	OVERTIME	Expense	7,007	15,651	33,220	96,803	7,000	29,856	-	-			
825	FIREHAZMAT PRETREAT	8258540-50203	COMPENSATED ABSENCES	Expense	9,318	(422)	1,413	4,396	-	-	-	-			
825	FIREHAZMAT PRETREAT	8258540-50205	WORKERS COMP	Expense	5,804	14,315	6,886	7,465	8,074	8,074	2,488	2,632			
825	FIREHAZMAT PRETREAT	8258540-50210	RETIREMENT (FULL TIME)	Expense	97,481	83,125	23,585	29,134	40,603	37,770	35,541	36,730			
825	FIREHAZMAT PRETREAT	8258540-50212	DEFERRED COMPENSATION	Expense	-	72	681	662	882	666	810	810			
825	FIREHAZMAT PRETREAT	8258540-50213	UAL RETIREMENT	Expense	-	-	52,749	53,630	61,720	61,720	54,147	58,690			
825	FIREHAZMAT PRETREAT	8258540-50220	MEDICARE	Expense	5,145	4,132	4,006	4,827	5,056	5,077	4,672	4,931			
825	FIREHAZMAT PRETREAT	8258540-50225	HEALTH INSURANCE BENEFITS	Expense	66,993	42,866	43,209	44,424	49,486	48,349	45,247	47,510			
825	FIREHAZMAT PRETREAT	8258540-50230	LIFE INSURANCE BENEFITS	Expense	536	462	290	292	400	419	433	443			
825	FIREHAZMAT PRETREAT	8258540-50235	EMPLOYEE ASSISTANCE PROG	Expense	485	396	358	370	525	514	437	446			
825	FIREHAZMAT PRETREAT	8258540-50240	UNEMPLOYMENT INSURANCE	Expense	251	449	494	260	536	491	-	-			
825	FIREHAZMAT PRETREAT	8258540-50245	UNIFORM & TOOL ALLOWANCE	Expense	-	8	100	100	100	100	-	-			
825	FIREHAZMAT PRETREAT	8258540-50255	MISC DISABILITY INSURANCE	Expense	522	430	376	389	549	553	528	528			
825	FIREHAZMAT PRETREAT	8258540-50310	APPAREL, BOOTS, PPE	Expense	3,376	167	1,123	2,395	2,400	2,400	3,740	3,740			
825	FIREHAZMAT PRETREAT	8258540-51110	EMPLOYEE TRAINING	Expense	-	-	-	1,368	1,800	1,800	3,400	3,400			
825	FIREHAZMAT PRETREAT	8258540-51120	EMPLOYEE TRAVEL, FOOD, LODGE	Expense	-	-	-	-	2,040	500	2,600	2,600			
825	FIREHAZMAT PRETREAT	8258540-51420	TELECOMMUNICATIONS	Expense	-	561	2,962	2,974	4,248	2,900	3,231	3,393			
825	FIREHAZMAT PRETREAT	8258540-51510	PROFESSIONAL SUPPORT	Expense	2,521	1,241	1,591	2,318	2,360	2,360	2,655	2,655			
825	FIREHAZMAT PRETREAT	8258540-51610	ADVERTISING-PUBLICITY	Expense	1,094	1,524	896	2,298	1,900	2,459	3,500	3,500			
825	FIREHAZMAT PRETREAT	8258540-51630	CONTRACTUAL SERVICES	Expense	8,709	3,132	-	7,086	150,000	-	165,000	5,000			
825	FIREHAZMAT PRETREAT	8258540-52110	OFFICE/COMPUTER SUPPLIES	Expense	617	249	1,021	1,347	2,500	5,000	8,000	8,000			
825	FIREHAZMAT PRETREAT	8258540-52160	MISC EXPENSES	Expense	-	-	-	2,924	-	-	-	-			
825	FIREHAZMAT PRETREAT	8258540-52510	SERVICE FEES	Expense	15,016	15,838	17,918	16,696	24,000	21,000	25,200	26,460			
825	FIREHAZMAT PRETREAT	8258540-53120	EQUIPMENT/FURNITURE	Expense	-	-	-	-	5,000	-	-	-			
825	FIREHAZMAT PRETREAT	8258540-53125	VEHICLES	Expense	-	-	-	52,800	-	-	45,000	-			
825	FIREHAZMAT PRETREAT	8258540-54110	INTERFUND TRANSFER OUT	Expense	-	-	1,853	-	-	-	-	-			
825	FIREHAZMAT PRETREAT	8258540-54130	FLEET SERVICE CHARGE	Expense	17,168	19,536	8,436	10,991	11,186	11,186	11,745	12,333			
825	FIREHAZMAT PRETREAT	8258540-54140	FACILITY SERVICE CHARGE	Expense	48,570	64,142	45,347	47,962	51,561	51,561	54,139	56,846			
825	FIREHAZMAT PRETREAT	8258540-54145	INFO TECH SERVICE CHARGE	Expense	3,614	3,928	2,658	3,771	3,651	3,651	3,834	4,025			
Total 8258540 HAZMAT PRETREATMENT					\$ 568,307	\$ 549,896	\$ 488,468	\$ 637,132	\$ 785,920	\$ 627,024	\$ 799,819	\$ 626,052			
Total 825 FUND EXPENDITURES					\$ 13,699,967	\$ 14,543,468	\$ 14,549,959	\$ 16,116,334	\$ 13,639,493	\$ 13,186,690	\$ 15,523,010	\$ 16,533,705			


**SOUTH COUNTY REGIONAL WASTEWATER AUTHORITY
CASH AND INVESTMENTS REPORT
AS OF December 31, 2024**

DESCRIPTION	Note		BALANCE AS OF 12/31/24
CASH IN BANK			
WELLS FARGO OPERATING ACCOUNT - SCRWA'S PORTION	1	373,846.00	
TOTAL BANK BALANCE			373,846.00
STATE OF CALIFORNIA LOCAL AGENCY INVESTMENT FUND			
SCRWA LAIF		17,125,164.31	
TOTAL LAIF			17,125,164.31
TOTAL LIQUID FUNDS			17,499,010.31
TOTAL SCRWA FUNDS			17,499,010.31

NOTE:

1. Day to day transactions are made through Gilroy's cash account. The balance held in Gilroy's account on behalf of SCRWA are typically close to zero at month end, as the majority of funds are held in the SCRWA LAIF account.
2. With the start of the SCRWA expansion the cash account may carry a negative balance since all expenses are on a reimbursement basis.


This is to certify that this schedule of investments is in compliance with SCRWA'S investment policy and that there are adequate funds available to meet SCRWA'S budgeted and actual operating expenses for the next six months.

SIGNED BY : Harjot Sangha  DATE: 02/26/2025
Finance Director

SCRWA
Portfolio Management
Portfolio Summary
December 31, 2024

Investments	Par Value	Market Value	Book Value	% of Portfolio	Term	Days to Maturity	YTM 360 Equiv.	YTM 365 Equiv.
LAIF	17,125,164.31	17,125,164.31	17,125,164.31	100.00	1	1	4.557	4.620
Investments	17,125,164.31	17,125,164.31	17,125,164.31	100.00%	1	1	4.557	4.620
Cash								
Passbook/Checking (not included in yield calculations)	373,846.00	373,846.00	373,846.00		1	1	0.000	0.000
Total Cash and Investments	17,499,010.31	17,499,010.31	17,499,010.31		1	1	4.557	4.620

Total Earnings	December 31	Month Ending	Fiscal Year To Date
Current Year		67,231.81	399,933.11
Average Daily Balance		16,798,909.46	18,983,344.27
Effective Rate of Return		4.71%	4.18%



02/26/2025

Harjot Sangha, Finance Director

**SOUTH COUNTY REGIONAL WASTEWATER AUTHORITY
CASH AND INVESTMENTS REPORT
AS OF September 30, 2024**

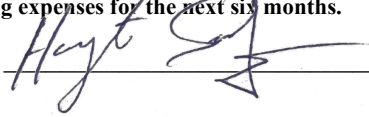
DESCRIPTION	Note		BALANCE AS OF 9/30/24
CASH IN BANK			
WELLS FARGO OPERATING ACCOUNT - SCRWA'S PORTION	1	(349,591.54)	
TOTAL BANK BALANCE			(349,591.54)
STATE OF CALIFORNIA LOCAL AGENCY INVESTMENT FUND			
SCRWA LAIF		16,924,401.92	
TOTAL LAIF			16,924,401.92
TOTAL LIQUID FUNDS			16,574,810.38
TOTAL SCRWA FUNDS			16,574,810.38

NOTE:

1. Day to day transactions are made through Gilroy's cash account. The balance held in Gilroy's account on behalf of SCRWA are typically close to zero at month end, as the majority of funds are held in the SCRWA LAIF account.
2. With the start of the SCRWA expansion the cash account may carry a negative balance since all expenses are on a reimbursement basis.

This is to certify that this schedule of investments is in compliance with SCRWA'S investment policy and that there are adequate funds available to meet SCRWA'S budgeted and actual operating expenses for the next six months.

SIGNED BY : Harjot Sangha
Finance Director



DATE: 01/29/2025

SCRWA
Portfolio Management
Portfolio Summary
September 30, 2024

Investments	Par Value	Market Value	Book Value	% of Portfolio	Term	Days to Maturity	YTM 360 Equiv.	YTM 365 Equiv.
LAIF	16,924,401.92	16,924,401.92	16,924,401.92	100.00	1	1	4.162	4.220
Investments	16,924,401.92	16,924,401.92	16,924,401.92	100.00%	1	1	4.162	4.220
Cash								
Passbook/Checking (not included in yield calculations)	-349,591.54	-349,591.54	-349,591.54		0	0	0.000	0.000
Total Cash and Investments	16,574,810.38	16,574,810.38	16,574,810.38		1	1	4.162	4.220

Total Earnings	September 30 Month Ending	Fiscal Year To Date
Current Year	65,558.90	200,762.39
Average Daily Balance	21,131,887.11	21,213,803.13
Effective Rate of Return	3.77%	3.75%


 Harjot Sangha, Finance Director

01/29/2025

**SOUTH COUNTY REGIONAL WASTEWATER AUTHORITY
CASH AND INVESTMENTS REPORT
AS OF JUNE 30, 2024**

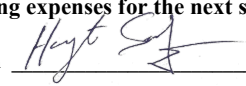
DESCRIPTION	Note		BALANCE AS OF 6/30/24
CASH IN BANK			
WELLS FARGO OPERATING ACCOUNT - SCRWA'S PORTION	1	1,523,270.84	
TOTAL BANK BALANCE			1,523,270.84
STATE OF CALIFORNIA LOCAL AGENCY INVESTMENT FUND			
SCRWA LAIF		16,766,798.88	
TOTAL LAIF			16,766,798.88
TOTAL LIQUID FUNDS			18,290,069.72
TOTAL SCRWA FUNDS			18,290,069.72

NOTE:

1. Day to day transactions are made through Gilroy's cash account. The balance held in Gilroy's account on behalf of SCRWA are typically close to zero at month end, as the majority of funds are held in the SCRWA LAIF account.
2. With the start of the SCRWA expansion the cash account may carry a negative balance since all expenses are on a reimbursement basis.

This is to certify that this schedule of investments is in compliance with SCRWA'S investment policy and that there are adequate funds available to meet SCRWA'S budgeted and actual operating expenses for the next six months.

SIGNED BY : Harjot Sangha
Finance Director



DATE: 09/05/2024

SCRWA
Portfolio Management
Portfolio Summary
June 30, 2024

Investments	Par Value	Market Value	Book Value	% of Portfolio	Term	Days to Maturity	YTM 360 Equiv.	YTM 365 Equiv.
LAIF	16,766,798.88	16,766,798.88	16,766,798.88	100.00	1	1	4.162	4.220
Investments	16,766,798.88	16,766,798.88	16,766,798.88	100.00%	1	1	4.162	4.220
Cash								
Passbook/Checking (not included in yield calculations)	4,364,625.77	4,364,625.77	4,364,625.77		1	1	0.000	0.000
Total Cash and Investments	21,131,424.65	21,131,424.65	21,131,424.65		1	1	4.162	4.220

Total Earnings	June 30 Month Ending	Fiscal Year To Date	Fiscal Year Ending
Current Year	62,468.58	500,820.58	500,820.58
Average Daily Balance	21,131,424.65	12,422,191.80	
Effective Rate of Return	3.60%	4.02%	


 _____ 09/05/2024
 Harjot Sangha, Finance Director

**South County Regional
Wastewater Authority**
(A Component Unit of the City of Gilroy)

Gilroy, California

Annual Financial Report

For the Year Ended June 30, 2024



South County Regional Wastewater Authority
(A Component Unit of the City of Gilroy)
Annual Financial Report
For the Year Ended June 30, 2024

Table of Contents

	<u>Page</u>
 <u>INTRODUCTORY SECTION</u>	
Letter of Transmittal (Unaudited).....	i
 <u>FINANCIAL SECTION</u>	
Independent Auditors' Report on Financial Statements.....	1
Management's Discussion and Analysis (Required Supplementary Information) (Unaudited)	5
 Basic Financial Statements:	
Statement of Net Position	11
Statement of Revenues, Expenses, and Changes in Net Position	12
Statement of Cash Flows	13
 Notes to the Basic Financial Statements	 17
 Supplementary Information:	
Combining Statement of Net Position	29
Combining Statement of Revenues, Expenses, and Changes in Net Position	30
Combining Statement of Cash Flows	31
 <u>OTHER REPORT</u>	
Independent Auditors' Report on Internal Control Over Financial Reporting and on Compliance and Other Matters Based on An Audit of Financial Statements Performed in Accordance with <i>Government Auditing Standards</i>	33

This page intentionally left blank.



**SOUTH COUNTY REGIONAL
WASTEWATER AUTHORITY**

1500 Southside Drive

Gilroy, California 95020-7042

Telephone (408) 848-0480

Facsimile (408) 842-0873

scrwamail@ci.gilroy.ca.us

February 14, 2025

To the Honorable Members of the SCRWA Board, and Citizens of Gilroy and Morgan Hill:

The South County Regional Wastewater Authority (“Authority”) Joint Powers Agreement requires that the Authority publish a complete set of audited financial statements for each fiscal year. This report is published to fulfill that requirement for the fiscal year ended June 30, 2024. This financial report is submitted for your information and review. The information contained herein has been provided to allow the reader to gain an understanding of the Authority’s financial activities. Management assumes full responsibility for the completeness and reliability of the information contained in this report. The Management Discussion and Analysis (MD&A) is included to assist the reader in its review of the Authority’s financial statements. It provides a roadmap for the financial statements and related notes.

To provide a reasonable basis for making these representations, management of the Authority has established a comprehensive framework of internal controls that is designed to both protect the authority’s assets from loss, theft or misuse and to compile sufficient reliable information for the preparation of the Authority’s financial statements in conformity with U.S. Generally Accepted Accounting Principles (GAAP). Because the cost of internal controls should not outweigh their benefits, the Authority’s comprehensive framework of internal controls has been designed to provide reasonable, rather than absolute assurance that the financial statements will be free from material misstatements. Management is committed to maintaining the Authority’s internal controls to adequately safeguard assets; and to provide reasonable assurances of proper recording of financial transactions.

The Pun Group LLP, Certified Public Accountants, have issued an unmodified (“clean”) opinion on the Authority’s financial statements for the year ended June 30, 2024. The independent auditors’ report is located at the front of the financial section of this report. The MD&A immediately follows the independent auditors’ report and provides a narrative introduction, overview, and analysis of the basic financial statements. The MD&A complements this letter of transmittal and should be read in conjunction.

Profile of the Authority

The Authority is a joint powers authority of the cities of Gilroy and Morgan Hill. Formed in 1992, the Authority serves both cities, treating approximately 2.5 - 2.6 billion gallons of wastewater and producing 800-840 million gallons of recycled wastewater each year for use in landscaping, agricultural, industrial, and other applications. The Authority is governed by a five (5) member board of directors consisting of city council members from each member agency, three (3) members from the City of Gilroy, and two (2) members from the City of Morgan Hill. The City of Gilroy provides administrative oversight and staffing services to the Authority with the Gilroy City Administrator serving as the Authority's General Manager. General administrative oversight includes, but is not limited to, contract negotiation and administration, financial management, public works services, capital project management, budget preparation, insurance administration, and chemical control services. The Authority's daily operations are provided under a third-party contract with Jacobs Engineering Group.

Fiscal Year 2024 (FY24) Financial Results

During the fiscal year, the Authority's total net position increased by \$18.3 million, to \$166.8 million primarily due to the investment in net capital assets for the treatment plant expansion project. At June 30, 2024, of the total net position, \$12.3 million was unrestricted, while the remaining \$154.5 million consisted of net investment in capital assets. The Authority ended FY24 with an operating loss of \$4.8 million, primarily attributed to the annual depreciation of capital assets.

Acknowledgements

The preparation of this report would not have been possible without the skill, diligence, and commitment of the entire staff of the City of Gilroy Finance Department, and specifically Finance Manager Rosemary Guerrero and Accountants Erika Pacheco and Kellie Ullom. We wish to thank all government departments for their assistance in providing the data necessary to prepare this report. Credit also is due to the Authority Board for their continuing support for maintaining the highest standards of professionalism in the management of Authority's finances and prioritizing the goal of financial sustainability.

Respectfully submitted,



Jimmy Forbis
Authority General Manager



Harjot Sangha
Treasurer



INDEPENDENT AUDITORS' REPORT

To the Board of Directors
of the South County Regional Wastewater Authority
Gilroy, California

Report on the Audit of the Financial Statements

Opinion

We have audited the accompanying financial statements of the business – type activities of the South County Regional Wastewater Authority (the “Authority”), a component unit of the City of Gilroy, California (the “City”), which comprise the statement of net position as of June 30, 2024 and the related statement of revenues, expenses, and changes in net position and cash flows for the year then ended, and the related notes to the financial statements, which collectively comprise the Authority’s basic financial statements as listed in the table of contents.

In our opinion, the accompanying financial statements referred to above present fairly, in all material respects, the respective financial position of the Authority, as of June 30, 2024, and the respective changes in financial position and, where applicable, cash flows thereof for the year then ended in accordance with accounting principles generally accepted in the United States of America.

Basis for Opinion

We conducted our audit in accordance with auditing standards generally accepted in the United States of America (“GAAS”) and the standards applicable to financial audits contained in *Government Auditing Standards*, issued by the Comptroller General of the United States (“*Government Auditing Standards*”). Our responsibilities under those standards are further described in the Auditors’ Responsibilities for the Audit of the Financial Statements section of our report. We are required to be independent of the Authority, and to meet our other ethical responsibilities, in accordance with the relevant ethical requirements relating to our audit. We believe that the audit evidence we have obtained is sufficient and appropriate to provide a basis for our audit opinion.

Responsibilities of Management for the Financial Statements

Management is responsible for the preparation and fair presentation of the financial statements in accordance with accounting principles generally accepted in the United States of America, and for the design, implementation, and maintenance of internal control relevant to the preparation and fair presentation of financial statements that are free from material misstatement, whether due to fraud or error.

In preparing the financial statements, management is required to evaluate whether there are conditions or events, considered in the aggregate, that raise substantial doubt about the Authority’s ability to continue as a going concern for twelve months beyond the financial statement date, including any currently known information that may raise substantial doubt shortly thereafter.

Auditors' Responsibilities for the Audit of the Financial Statements

Our objectives are to obtain reasonable assurance about whether the financial statements as a whole are free from material misstatement, whether due to fraud or error, and to issue an auditors' report that includes our opinions. Reasonable assurance is a high level of assurance but is not absolute assurance and therefore is not a guarantee that an audit conducted in accordance with GAAS and *Government Auditing Standards* will always detect a material misstatement when it exists. The risk of not detecting a material misstatement resulting from fraud is higher than for one resulting from error, as fraud may involve collusion, forgery, intentional omissions, misrepresentations, or the override of internal control. Misstatements are considered material if there is a substantial likelihood that, individually or in the aggregate, they would influence the judgment made by a reasonable user based on the financial statements.

In performing an audit in accordance with GAAS and *Government Auditing Standards*, we:

- exercise professional judgment and maintain professional skepticism throughout the audit.
- identify and assess the risks of material misstatement of the financial statements, whether due to fraud or error, and design and perform audit procedures responsive to those risks. Such procedures include examining, on a test basis, evidence regarding the amounts and disclosures in the financial statements.
- obtain an understanding of internal control relevant to the audit in order to design audit procedures that are appropriate in the circumstances, but not for the purpose of expressing an opinion on the effectiveness of the Authority's internal control. Accordingly, no such opinion is expressed.
- evaluate the appropriateness of accounting policies used and the reasonableness of significant accounting estimates made by management, as well as evaluate the overall presentation of the financial statements.
- conclude whether, in our judgment, there are conditions or events, considered in the aggregate, that raise substantial doubt about the Authority's ability to continue as a going concern for a reasonable period of time.

We are required to communicate with those charged with governance regarding, among other matters, the planned scope and timing of the audit, significant audit findings, and certain internal control-related matters that we identified during the audit.

Required Supplementary Information

Accounting Principles generally accepted in the United States of America require that the management's discussion and analysis be presented to supplement the basic financial statements. Such information is the responsibility of management and, although not a part of the basic financial statements, is required by the Governmental Accounting Standards Board, who considers it to be an essential part of financial reporting for placing the basic financial statements in an appropriate operational, economic, or historical context. We have applied certain limited procedures to the required supplementary information in accordance with GAAS which consisted of inquiries of management about the methods of preparing the information and comparing the information for consistency with management's responses to our inquiries, the basic financial statements, and other knowledge we obtained during our audit of the basic financial statements. We do not express an opinion or provide any assurance on the information because the limited procedures do not provide us with sufficient evidence to express an opinion or provide any assurance.

Supplementary Information

Our audit was conducted for the purpose of forming opinions on the financial statements that collectively comprise the Authority's basic financial statements. The combining statements, as listed in the table of contents, are presented for purposes of additional analysis and are not a required part of the basic financial statements. Such information is the responsibility of management and was derived from and relates directly to the underlying accounting and other records used to prepare the basic financial statements. The information has been subjected to the auditing procedures applied in the audit of the basic financial statements and certain additional procedures, including comparing and reconciling such information directly to the underlying accounting and other records used to prepare the basic financial statements or to the basic financial statements themselves, and other additional procedures in accordance with GAAS. In our opinion, the combining statements are fairly stated, in all material respects, in relation to the basic financial statements as a whole.

Other Information

Management is responsible for the other information included in the annual report. The other information comprises the Introductory Section but does not include the basic financial statements and our auditors' report thereon. Our opinion on the basic financial statements does not cover the other information, and we do not express an opinion or any form of assurance thereon.

In connection with our audit of the basic financial statements, our responsibility is to read the other information and consider whether a material inconsistency exists between the other information and the basic financial statements, or the other information otherwise appears to be materially misstated. If, based on the work performed, we conclude that an uncorrected material misstatement of the other information exists, we are required to describe it in our report.

Other Reporting Required by Government Auditing Standards

In accordance with *Government Auditing Standards*, we have also issued our report dated February 14, 2025 on our consideration of the Authority's internal control over financial reporting and on our tests of its compliance with certain provisions of laws, regulations, contracts, and grant agreements and other matters. The purpose of that report is to describe the scope of our testing of internal control over financial reporting and compliance and the results of that testing, and not to provide an opinion on internal control over financial reporting or on compliance. That report is an integral part of an audit performed in accordance with *Government Auditing Standards* in considering the Authority's internal control over financial reporting and compliance.

A handwritten signature in black ink that reads "The PwC Group, LLP". The signature is written in a cursive, flowing style.

Santa Ana, California
February 14, 2025

This page intentionally left blank.

**South County Regional Wastewater Authority
Management’s Discussion and Analysis (Unaudited)
For the Year Ended June 30, 2024**

The following discussion and analysis of the financial performance of the South County Regional Wastewater Authority (“Authority”) provides an overview of the Authority’s financial activities for the fiscal year ended June 30, 2024 (FY 24). Please read it in conjunction with the basic financial statements identified in the accompanying table of contents.

Using the Accompanying Basic Financial Statements

This annual report consists of a series of financial statements. The Statement of Net Position and the Statement of Revenues, Expenses, and Changes in Net Position provide information about the Authority's activities and present a longer-term view of its finances.

Notes to the Basic Financial Statements

The notes provide additional information essential to fully understanding the data provided in the government-wide and fund financial statements.

BACKGROUND AND OVERVIEW

The Authority is a joint powers authority of the City of Gilroy and City of Morgan Hill. Formed in 1992, the Authority serves both cities treating approximately 2.5 - 2.6 billion gallons of wastewater and producing 800-840 million gallons of recycled wastewater each year for use in landscaping, agricultural, industrial and other applications. The Authority is governed by a five (5) member board of directors consisting of city council members from each member agency; three (3) members from the City of Gilroy and two (2) members from the City of Morgan Hill. The City of Gilroy provides administrative oversight and staffing services to the Authority with the Gilroy City Administrator serving as the Authority’s General Manager. General administrative oversight includes, but is not limited to, contract negotiation and administration, financial management, public works services, capital project management, budget preparation, insurance administration, and chemical control services. The Authority’s daily operations are provided under a third-party contract with Jacobs Engineering Group.

ACCOUNTING STANDARDS

The Authority’s basic financial statements are prepared in accordance with the accounting principles established by the Government Accounting Standards Board (GASB).

**South County Regional Wastewater Authority
Management's Discussion and Analysis (Unaudited) (Continued)
For the Year Ended June 30, 2024**

FINANCIAL HIGHLIGHTS

The Authority's overall net position, representing the difference between total assets and total liabilities plus deferred inflows of resources, increased by \$18.3 million, to \$166.8 million, during Fiscal Year 2024 (FY 24). Of the total net position, \$12.3 million remains unrestricted, the majority of the remaining, \$154.5 million, or about 93%, consists of investment in capital assets.

Operating revenues increased by \$48,631 from FY23, and operating expenses increased by \$1.6 million, resulting in an operating loss of approximately \$1.5 million compared to the prior year.

Statements of Net Position

	<u>2024</u>	<u>2023</u>	<u>Change</u>
Assets			
Cash and investments	\$ 18,220,765	\$ 14,782,944	\$ 3,437,821
Current assets	1,654,496	9,498,814	(7,844,318)
Capital assets	154,486,492	136,380,628	18,105,864
Total assets	<u>174,361,753</u>	<u>160,662,386</u>	<u>13,699,367</u>
Liabilities			
Current liabilities	7,374,212	12,150,054	(4,775,842)
Noncurrent liabilities	49,457	19,177	30,280
Total liabilities	<u>7,423,669</u>	<u>12,169,231</u>	<u>(4,745,562)</u>
Deferred inflows of resources			
Deferred lease-related items	136,446	32,679	103,767
Total deferred inflows of resources	<u>136,446</u>	<u>32,679</u>	<u>103,767</u>
Net Position			
Investment in capital assets	154,486,492	136,380,628	18,105,864
Unrestricted	12,315,146	12,079,848	235,298
Total Net Position	<u>\$ 166,801,638</u>	<u>\$ 148,460,476</u>	<u>\$ 18,341,162</u>

- During FY24, total assets increased by \$13.7 million to \$174.4 million, primarily in the capital assets area, a result of capitalized expenses related to the plant expansion project.
- Total liabilities decreased by \$4.7 million to \$7.4 million, primarily due to a decrease in accounts payable for the plant expansion project and due to member agencies on June 30, 2024.
- On June 30, 2024, the Authority's total net position was \$166.8 million, of which \$12.3 million was unrestricted, primarily consisting of the Authority's reserves, and the remaining consisted of investment in capital assets.

**South County Regional Wastewater Authority
Management's Discussion and Analysis (Unaudited) (Continued)
For the Year Ended June 30, 2024**

Statements of Revenues, Expenses, and Changes in Net Position

	<u>2024</u>	<u>2023</u>	<u>Change</u>
OPERATING REVENUES			
Operating contributions from City of Gilroy	\$ 6,124,645	\$ 5,852,589	\$ 272,056
Operating contributions from City of Morgan Hill	4,807,534	4,723,664	83,870
Other charges for services	368,021	675,316	(307,295)
Total operating revenue	<u>11,300,200</u>	<u>11,251,569</u>	<u>48,631</u>
OPERATING EXPENSES			
Sewage treatment	10,074,182	9,554,361	519,821
Pretreatment program	637,130	420,409	216,721
Plant operations	1,066,423	370,603	695,820
Depreciation and amortization	4,344,902	4,202,729	142,173
Total operating expenses	<u>16,122,637</u>	<u>14,548,102</u>	<u>1,574,535</u>
Operating income (loss)	<u>(4,822,437)</u>	<u>(3,296,533)</u>	<u>(1,525,904)</u>
NONOPERATING REVENUES (EXPENSES)			
Interest income	611,438	198,337	413,101
Rental income	95,091	89,629	5,462
Miscellaneous income (expense)	-	1,929,386	(1,929,386)
Total nonoperating revenues (expenses)	<u>706,529</u>	<u>2,217,352</u>	<u>(1,510,823)</u>
Loss before capital contributions	<u>(4,115,908)</u>	<u>(1,079,181)</u>	<u>(3,036,727)</u>
CAPITAL CONTRIBUTIONS			
Capital contribution from City of Gilroy	13,043,154	16,809,057	(3,765,903)
Capital contribution from City of Morgan Hill	9,413,916	12,143,971	(2,730,055)
Total capital contribution	<u>22,457,070</u>	<u>28,953,028</u>	<u>(6,495,958)</u>
Change in net position	<u>18,341,162</u>	<u>27,873,847</u>	<u>(9,532,685)</u>
NET POSITION			
Beginning of year	148,460,476	120,586,629	27,873,847
End of year	<u>\$ 166,801,638</u>	<u>\$ 148,460,476</u>	<u>\$ 18,341,162</u>

- Total operating revenues for FY24 were \$11.3 million, a nominal increase of \$48,631, compared to the prior fiscal year (FY23).
- Total operating expenses for FY23 were \$16.1 million, an increase of \$1.6 million compared to FY23.
- The current year's operating activity produced a loss of 4.8 million, primarily due to the annual depreciation and amortization expense on capital assets.
- Total capital contributions for FY24 were \$22.5 million, a decrease of \$6.5 million from the prior year, primarily for the treatment plant expansion project.
- The Authority's net position increased by \$18.3 million to \$166.8 million from FY23.

**South County Regional Wastewater Authority
Management's Discussion and Analysis (Unaudited) (Continued)
For the Year Ended June 30, 2024**

Statement of Cash Flows

A summary of the Authority's statements of cash flows for FY24 is presented below.

Condensed Statement of Cash Flows

	<u>2024</u>
Cash flows used in operating activities	\$ (3,676,643)
Cash flows provided by capital and related financing activities	6,660,748
Cash flows provided by investing activities	<u>453,716</u>
Net change in cash	3,437,821
Cash and investments - beginning of year	<u>14,782,944</u>
Cash and investments - end of year	<u><u>\$ 18,220,765</u></u>

Capital Assets

At the end of FY24, the Authority's investment in capital assets was \$154.5 million, an increase of \$18.1 million from FY23. This increase was primarily due to capital expense for the treatment plant expansion project.

Long-Term Debt

The Authority possesses no long-term debt, as debt for Authority-related activities is the obligation of the member agencies and is reported in their respective financial statements.

Contacting the Authority's Financial Management

This financial report is designed to provide our citizens, taxpayers, customers, and creditors with a general overview of the Authority's finances and to show the Authority's accountability for the money it receives. If you have questions about this report or need additional financial information, contact the Authority Treasurer at the City of Gilroy, 7351 Rosanna Street, Gilroy, California 95020.

BASIC FINANCIAL STATEMENTS

This page intentionally left blank.

South County Regional Wastewater Authority
Statement of Net Position
June 30, 2024

ASSETS

Current Assets:

Cash and investments	\$ 18,220,765
Accounts receivable, net	247,839
Interest receivable	157,828
Lease receivable - current	98,817
Due from City of Gilroy	191,282
Due from City of Morgan Hill	958,730
Total current assets	19,875,261

Noncurrent Assets:

Capital assets

Buildings and improvements	77,534,326
Land improvements	10,779,436
Infrastructure	35,874,536
Vehicles	1,641,145
Equipment and furniture	20,097,850
Subtotal	145,927,293
Less: accumulated depreciation	(86,040,550)
Total capital assets being depreciated, net	59,886,743
Land	13,396,202
Construction in progress	81,203,547
Total capital assets, net	154,486,492
TOTAL ASSETS	174,361,753

LIABILITIES

Current Liabilities:

Accounts payable and accrued liabilities	998,393
Retention payable	6,370,324
Compensated absences, due within one year	5,495
Total current liabilities	7,374,212

Noncurrent Liabilities:

Compensated absences	49,457
Total noncurrent liabilities	49,457
TOTAL LIABILITIES	7,423,669

DEFERRED INFLOWS OF RESOURCES

Lease-related items	136,446
Total deferred inflows of resources	136,446

NET POSITION

Investment in capital assets	154,486,492
Unrestricted	12,315,146
TOTAL NET POSITION	\$ 166,801,638

South County Regional Wastewater Authority
Statement of Revenues, Expenses, and Changes in Net Position
For the Year Ended June 30, 2024

OPERATING REVENUES:

Operating contributions from City of Gilroy	\$ 6,124,645
Operating contributions from City of Morgan Hill	4,807,534
Other charges for services	369,221
Total operating revenue	11,301,400

OPERATING EXPENSES:

Sewage treatment	10,074,182
Pretreatment program	637,130
Plant operations	1,066,423
Depreciation	4,344,902
Total operating expenses	16,122,637
Operating income (loss)	(4,821,237)

NONOPERATING REVENUES:

Rental income	93,891
Investment income	611,438
Total nonoperating revenues	705,329
Income (loss) before capital contributions	(4,115,908)

CAPITAL CONTRIBUTIONS:

Capital contribution from City of Gilroy	13,043,154
Capital contribution from City of Morgan Hill	9,413,916
Total capital contributions	22,457,070

Change in net position	18,341,162
-------------------------------	------------

NET POSITION:

Beginning of year	148,460,476
End of year	\$ 166,801,638

South County Regional Wastewater Authority
Statement of Cash Flows
For the Year Ended June 30, 2024

Cash Flows from Operating Activities:

Cash received from system users	\$ 8,703,755
Rental income received	93,891
Cash payments to suppliers for goods and services	(10,864,563)
Cash payments to employees for services	(748,920)
Net cash (used in) operating activities	<u>(2,815,837)</u>

Cash Flows from Capital and Related Financing Activities:

Acquisition of capital assets	(24,705,835)
Capital contributions	30,505,777
Net cash provided by capital and related financing activities	<u>5,799,942</u>

Cash Flows from Investing Activities

Investment income	<u>453,716</u>
Net cash provided by investing activities	<u>453,716</u>
Net change in cash and cash equivalents	3,437,821

Cash and Cash Equivalents:

Beginning of year	<u>14,782,944</u>
End of year	<u><u>\$ 18,220,765</u></u>

Reconciliation of Operating Income to Net Cash (Used in)

Operating Activities:

Operating income (loss)	\$ (4,821,237)
Adjustments to reconcile operating income to net cash (used in) operating activities:	
Depreciation	4,344,902
Rental income	93,891
Changes in assets and liabilities:	
(Increase) decrease in accounts receivable	(29,909)
(Increase) decrease in lease receivable	(98,817)
(Increase) decrease in due from City of Gilroy	(1,455,046)
(Increase) decrease in due from City of Morgan Hill	(1,199,699)
(Increase) decrease in due from other governments	82,059
Increase (decrease) in accounts payable	130,450
Increase (decrease) in compensated absences	33,802
Increase (decrease) in deferred inflows of resources related to leases	103,767
Total adjustments	<u>2,005,400</u>
Net cash (used in) operating activities	<u><u>\$ (2,815,837)</u></u>

This page intentionally left blank.

NOTES TO THE BASIC FINANCIAL STATEMENTS

This page intentionally left blank.

South County Regional Wastewater Authority
Notes to the Basic Financial Statements
For the Year Ended June 30, 2024

Note 1 – Reporting Entity and Significant Accounting Policies

The financial statements of the South County Regional Wastewater Authority (the “Authority”) have been prepared in accordance with accounting principles generally accepted in the United States of America (“U.S. GAAP”) as applied to local governmental units. The Governmental Accounting Standards Board (“GASB”) is the accepted standard-setting body for establishing governmental accounting and financial reporting principles. The significant accounting policies of the Authority are described below.

A. Description of Reporting Entity

The Authority was created on July 1, 1992 by the City of Morgan Hill (“Morgan Hill”) and the City of Gilroy (“Gilroy”) (Member Agencies). The purpose of the Authority is to plan and implement regional solutions to the wastewater treatment and management problems resulting from the generation of wastewater within the service areas of the Member Agencies. To achieve this purpose, the Authority constructs, maintains and operates facilities for sewage treatment and wastewater reclamation. Gilroy and Morgan Hill have a 58.1% and 41.9% capacity interest in the wastewater treatment plant, respectively, which is used to determine the capital contribution amounts by the Member Agencies and the pro-rata share of the Authority’s income (loss).

The Authority is governed by a Board of Directors which consists of three members from the Gilroy City Council and two members from the Morgan Hill City Council. The Authority is classified as a component unit with respect to the two member agencies. The current agreement terminates the joint power agreement entered into in 1979 (the Agreement of 1979). Although the Gilroy controls three of the five members of the Board of Directors, Gilroy does not have the ability to impose its will on the Authority beyond its representation on the Board. The Authority’s budget and member contribution requirements are approved by the Board of Directors of the Authority. Although Gilroy provides accounting services, engineering services and administrative support to the Authority, day-to-day operations associated with the Authority have been contracted directly by the Authority to a private provider of services for wastewater management and operations.

B. Basic Financial Statements

The basic financial statements are comprised of the Statement of Net Position, the Statement of Revenues, Expenses and Changes in Net Position, the Statement of Cash Flows and the notes to the basic financial statements.

C. Measurement Focus and Basis of Accounting

The Authority is accounted for as an enterprise fund (proprietary fund type). A fund is an accounting entity with a self-balancing set of accounts established to record the financial position and results of operations of a specific governmental activity. The activities of enterprise funds closely resemble those of ongoing businesses in which the purpose is to conserve and add to basic resources while meeting operating expenses from current revenues. Enterprise funds account for operations that provide services on a continuous basis and are substantially financed by revenues derived from user charges. The Authority utilizes the accrual basis of accounting. Revenues are recognized when earned and expenses are recognized as they are incurred. Internal activity has been eliminated in the accompanying financial statements.

These financial statements are presented on an “*economic resources*” measurement focus and the accrual basis of accounting. Accordingly, all of the Authority’s assets and liabilities, including capital assets, as well as infrastructure assets, and long-term liabilities, are included in the accompanying Statement of Net Position. The Statement of Activities presents changes in Net Position. Under the accrual basis of accounting, revenues are recognized in the period in which they are earned while expenses are recognized in the period in which the liability is incurred.

South County Regional Wastewater Authority
Notes to the Basic Financial Statements (Continued)
For the Year Ended June 30, 2024

Note 1 – Reporting Entity and Significant Accounting Policies (Continued)

C. Measurement Focus and Basis of Accounting (Continued)

The Authority distinguishes operating revenues and expenses from nonoperating items. Operating revenues and expenses generally result from providing services and producing and delivering goods in connection with sewer operations. The principal operating revenues of the Authority are contributions from Member Agencies. Operating expenses include cost of services, general and administrative expenses and depreciation of capital assets. All revenues and expenses not meeting this definition are reported as nonoperating revenues and expenses.

Net position of the Authority has been reported as restricted when its use is constrained more narrowly than the reporting unit in which it is reported as a result of state laws governing such use. When both restricted and unrestricted resources are available for use, the Authority uses restricted resources first, then unrestricted resources as they are needed. For capital expenditures, legally available restricted bond proceeds are used first, then other restricted resources, then unrestricted resources are used if needed.

D. Cash and Investments

The Authority pools its available cash for investment purposes. Highly liquid market investments with maturities of one year or less at time of purchase are stated at amortized cost. All other investments are stated at fair value.

U.S. GAAP defines fair value, establishes a framework for measuring fair value and establishes disclosures about fair value measurement. Investments, unless otherwise specified, recorded at fair value in the financial statements are categorized based upon the level of judgment associated with the inputs used to measure their fair value.

The three levels of the fair value measurement hierarchy are described below:

Level 1 – Inputs are unadjusted, quoted prices for identical assets and liabilities in active markets at the measurement date.

Level 2 – Inputs, other than quoted prices included in Level 1, that are observable for the assets and liabilities through corroboration with market data at the measurement date.

Level 3 – Unobservable inputs that reflect management’s best estimate of what market participants would use in pricing the assets and liabilities at the measurement date.

A statement of cash flows is presented. For purposes of reporting cash flows, the Authority considers all highly liquid investments with maturities of three months or less when purchased and cash and investments maintained in the Authority’s pool to be cash equivalents.

Disclosures for investment risks, as required and applicable, have been provided in Note 2:

- Interest Rate Risk
- Credit Risk
 - Overall
 - Custodial Credit Risk

South County Regional Wastewater Authority
Notes to the Basic Financial Statements (Continued)
For the Year Ended June 30, 2024

Note 1 – Reporting Entity and Significant Accounting Policies (Continued)

E. Leases

The Authority is a lessor for leases of buildings and land and recognizes leases receivable and deferred inflows of resources in the financial statements. Variable payments based on future performance or usage of the underlying asset are not included in the measurement of the lease receivable.

At the commencement of a lease, the lease receivable is measured at the present value of payments expected to be received during the lease term. Subsequently, the lease receivable is reduced by the principal portion of lease payments received. The deferred inflows of resources are initially measured as the initial amount of the lease receivable, adjusted for lease payments received at or before the lease commencement date. Subsequently, the deferred inflows of resources are recognized as revenue over the life of the lease term in a systematic and rational method.

Key estimates and judgments include how the Authority determines (1) the discount rate it uses to discount the expected lease receipts to present value, (2) lease term, and (3) lease receipts.

F. Capital Assets

Capital assets are recorded at cost where historical records are available and at an estimated historical cost where no historical records exist. Contributed capital assets are valued at acquisition value at the date of the contribution. Generally, capital asset purchases in excess of \$10,000 are capitalized if they have an expected useful life of more than one year. Capital assets include all public domain (infrastructure) assets consisting of certain improvements including roads, streets, sidewalks, medians and storm drains.

The following schedule summarizes capital asset useful lives:

Buildings and improvements	40 years
Machinery and equipment	5 - 25 years
Furniture and fixtures	10 - 20 years
Vehicles	8 years
Infrastructure	5 - 70 years

Depreciation has been provided using the straight-line method over the estimated useful life of the asset in the in the basic financial statements.

G. Implementation of New GASB Pronouncements

During fiscal year ended June 30, 2024, the Authority implemented the following new GASB Pronouncements:

In June 2022, GASB issued Statement No. 100, *Accounting Changes and Error Corrections – an Amendment of GASB Statement No. 62*. The primary objective of this Statement is to enhance accounting and financial reporting requirements for accounting changes and error corrections to provide more understandable, reliable, relevant, consistent, and comparable information for making decisions or assessing accountability. Implementation of this Statement had no significant effect on the Authority’s financial statements for the fiscal year ended June 30, 2024.

South County Regional Wastewater Authority
Notes to the Basic Financial Statements (Continued)
For the Year Ended June 30, 2024

Note 1 – Reporting Entity and Significant Accounting Policies (Continued)

H. *Compensated Absences*

All full-time employees accumulate vacation benefits in varying annual amounts. Sick leave benefits accrue at the rate of one day per month for all full-time employees regardless of their length of service to the Authority. Upon termination or retirement, employees are paid for all unused vacation time and overtime. No cash payment is made for unused sick leave upon termination or retirement.

A liability is recorded for unused vacation and similar compensatory leave balances since the employees' entitlement to these balances are attributable to services already rendered and it is probable that virtually all of these balances will be liquidated by either paid time off or payments upon termination or retirement.

If material, a liability is accrued for all leave benefits relating to the operations of the Authority. A current liability is accrued for material leave benefits due on demand to employees that have terminated prior to year-end. Those uncurrent amounts are considered to be noncurrent and will be recorded as fund expenditures in the year in which they are paid or become due.

I. *Net Position*

In the government-wide financial statements and proprietary fund financial statements, net position is classified as follows:

Investment in Capital Assets – This component of net position consists of capital assets, net of accumulated depreciation.

Restricted – This component of net position consists of restricted assets reduced by liabilities and deferred inflows of resources related to those assets. Separate line items are used to distinguish among major categories of restrictions and are further displayed as expendable or nonexpendable based on the nature of the restriction.

Unrestricted – This component of net position is the amount of the assets and liabilities that are not included in the determination of investment in capital assets.

J. *Operating Contributions*

Operating contributions from the members are recognized when the related operating costs are incurred. Members are billed amounts equal to the actual operating expenses incurred less other revenues including contributions from nonmember users.

K. *Capital Contributions*

In accordance with U.S. GAAP for local governmental units, the Authority has recorded the following transactions as capital contributions:

- Capital grants and other contributions from third parties restricted for property, plant and equipment.
- Cash contributed from members for capital contributions.

L. *Use of Estimates*

The preparation of financial statements in accordance with U.S. GAAP requires management to make estimates and assumptions that effect certain reported amounts and disclosures. Accordingly, actual results could differ from the estimates.

South County Regional Wastewater Authority
Notes to the Basic Financial Statements (Continued)
For the Year Ended June 30, 2024

Note 2 – Cash and Investments

The Authority participates in a cash and investment pool maintained by Gilroy, which includes cash balances and authorized investments of all funds and the Local Agency Investment Fund (“LAIF”).

Cash and investments as of June 30, 2024 consists of the following:

Current Assets:

Equity in City of Gilroy investment pool	\$ 1,515,734
Local Agency Investment Fund	16,705,031
Total cash and investments	\$ 18,220,765

A. Investments Authorized by the California Government Code and the Authority's Investment Policy

The table below identifies the investment types that are authorized for the Authority by the California Government Code and the Authority’s investment policy. The table also identifies certain provisions of the California Government Code (or the Authority’s investment policy, if more restrictive) that address interest rate risk, credit risk and concentration of credit risk. This table does not address investments of debt proceeds with fiscal agent that are governed by the provisions of debt agreements of the Authority, rather than the general provisions of the California Government Code or the Authority’s investment policy.

Investment Type	Authorized Policy	Maximum Maturity*	Maximum Portfolio*	Maximum One Issuer*
Local Agency Bonds	No	5 years	None	None
U.S. Treasury Obligations	Yes	5 years	None	None
U.S. Government Sponsored				
Agency Securities	Yes	5 years	None	None
Banker’s Acceptances	Yes	180 days	15%	30%
Commercial Paper	Yes	270 days	10%	10%
Negotiable Certificates of Deposit	Yes	2 years	15%	None
Repurchase Agreements	No	1 year	None	None
Reverse Repurchase Agreements	No	92 days	20% base value	None
Medium-Term Notes	No	5 years	30%	None
Mutual Funds	Yes	N/A	5%	10%
Money Market Mutual Funds	Yes	N/A	5%	10%
Mortgage Pass-Through Securities	No	5 years	20%	None
County Pooled Investment Funds	No	N/A	None	None
Local Agency Investment Fund (LAIF)	Yes	N/A	None	None
JPA Pools (other investment pools)	No	N/A	None	None

Liquidity:

*Securities or bonds purchased under a prior investment policy may be held or sold but additional purchases shall not be made.

N/A - Not applicable

B. Disclosures Relating to Interest Rate Risk

Interest rate risk is the risk that changes in market interest rates that will adversely affect the fair value of an investment. Generally, the longer the maturity of an investment, the greater the sensitivity of its fair value to changes in market interest rates. One of the ways that the Authority manages its exposure to interest rate risk is by purchasing a combination of shorter term and longer term investments and by timing cash flows from maturities so that a portion of the portfolio is maturing or coming close to maturity evenly over time as necessary to provide the cash flow and liquidity needed for operations.

South County Regional Wastewater Authority
Notes to the Basic Financial Statements (Continued)
For the Year Ended June 30, 2024

Note 2 – Cash and Investments (Continued)

B. Disclosures Relating to Interest Rate Risk (Continued)

Information about the sensitivity of the fair values of the Authority’s investments to market interest rate fluctuations is provided by the following table that shows the distribution of the Authority’s investments by maturity:

Investment Type	Remaining Maturity 12 Months or Less June 30, 2024
Equity in City of Gilroy investment pool	\$ 1,515,734
Local Agency Investment Fund	16,705,031
Total	\$ 18,220,765

C. Disclosures Relating to Credit Risk

Generally, credit risk is the risk that an issuer of an investment will not fulfill its obligation to the holder of the investment. This is measured by the assignment of a rating by a nationally recognized statistical rating organization. Presented below is the minimum rating required by (where applicable) the California Government Code, or the Authority’s investment policy, and the actual rating by Standard & Poor’s as of year-end for each investment type.

Investment Type	Minimum Legal Rating	Total as of June 30, 2024	Not Rated
Equity in City of Gilroy investment pool	N/A	\$ 1,515,734	\$ 1,515,734
Local Agency Investment Fund	N/A	16,705,031	16,705,031
Total		\$ 18,220,765	\$ 18,220,765

D. Custodial Credit Risk

Custodial credit risk for deposits is the risk that, in the event of the failure of a depository financial institution, a government will not be able to recover its deposits or will not be able to recover collateral securities that are in the possession of an outside party. The custodial credit risk for investments is the risk that, in the event of the failure of the counterparty (e.g., broker-dealer) to a transaction, a government will not be able to recover the value of its investment or collateral securities that are in the possession of another party. The California Government Code and the Authority’s investment policy do not contain legal or policy requirements that would limit the exposure to custodial credit risk for deposits or investments, other than the following provision for deposits: The California Government Code requires that a financial institution secure deposits made by state or local governmental units by pledging securities in an undivided collateral pool held by a depository regulated under state law (unless so waived by the governmental unit). The market value of the pledged securities in the collateral pool must equal at least 110% of the total amount deposited by the public agencies. California law also allows financial institutions to secure Authority deposits by pledging first trust deed mortgage notes having a value of 150% of the secured public deposits.

South County Regional Wastewater Authority
Notes to the Basic Financial Statements (Continued)
For the Year Ended June 30, 2024

Note 2 – Cash and Investments (Continued)

E. Equity in Cash and Investment Pool of the City of Gilroy

The Authority does not have a separate bank account; however, the Authority’s cash and investments are maintained in an investment pool managed by the City. The Authority is a voluntary participant in that pool. This pool is governed by and under the regulatory oversight of the Investment Policy adopted by the City Council of the City. The fair value of the Authority’s investment in this pool is reported in the accompanying financial statements at amounts based upon the Authority’s pro rata share of the fair value calculated by the City for the entire City portfolio. The balance available for withdrawal is based on the accounting records maintained by the City, which are recorded on an original cost basis. At June 30, 2024, the Authority had a cash balance of \$1,515,734.

F. Investment in State Investment Pool

The Authority is a participant in LAIF which is regulated by California Government Code Section 16429 under the oversight of the Treasurer of the State of California. As of June 30, 2024, the Authority had \$16,705,031 invested in LAIF. LAIF determines fair value on its investment portfolio based on market quotations for those securities where market quotations are readily available and based on amortized cost or best estimate for those securities where market value is not readily available. LAIF is reported at amortized cost, which approximates fair value.

G. Fair Value Measurements

The Authority categorizes its fair value measurement within the fair value hierarchy established by generally accepted accounting principles. The hierarchy is based on the valuation inputs used to measure the fair value of the assets. Level 1 inputs are quoted prices in active markets for identical assets, Level 2 inputs are quoted prices for similar assets in active markets (significant other observable inputs) and Level 3 inputs are significant unobservable inputs.

The Authority’s investments in Equity in City of Gilroy investment pool and LAIF are not subject to the fair value measurement hierarchy.

Note 3 – Lease Receivables

The Authority leases various types of property including land and buildings. Leases receivable consist of agreements with other entities for the “right-to-use” the underlying assets at various locations owned by the Authority. The remaining terms of the agreements are 1 years. The interest rates used calculated the net present value of the lease receivable ranged from 1% to 1.7%.

For the fiscal year ended June 30, 2024, the Authority recognized \$93,891 in lease revenue and \$317 in interest revenue. At June 30, 2024, the required principle and interest payments for Authority for these leases are \$98,917 and \$223, respectively, which are all due in fiscal year ending 2025.

A summary of changes in lease receivable for the year ended June 30, 2024 is as follows:

Balance July 1, 2023	Additions	Reductions	Balance June 30, 2024	Amounts due within one year	Amounts due in more than one year
\$ -	\$ 197,658	\$ (98,841)	\$ 98,817	\$ 98,817	\$ -

South County Regional Wastewater Authority
Notes to the Basic Financial Statements (Continued)
For the Year Ended June 30, 2024

Note 4 – Capital Assets

The following is a summary of changes in capital assets for the year ended June 30, 2024:

	Balance July 1, 2023	Additions	Deletions	Reclassification	Balance June 30, 2024
<i>Capital assets not being depreciated:</i>					
Land	\$ 13,396,202	\$ -	\$ -	\$ -	\$ 13,396,202
Construction in progress	64,180,223	22,299,901	-	(5,276,577)	81,203,547
Total capital assets not being depreciated	<u>77,576,425</u>	<u>22,299,901</u>	<u>-</u>	<u>(5,276,577)</u>	<u>94,599,749</u>
<i>Capital assets being depreciated:</i>					
Buildings and improvements	72,257,749	-	-	5,276,577	77,534,326
Land improvements	10,681,371	98,065	-	-	10,779,436
Infrastructure	35,874,536	-	-	-	35,874,536
Equipment and furniture	20,097,850	-	-	-	20,097,850
Vehicles	1,588,345	52,800	-	-	1,641,145
Total capital assets being depreciated	<u>140,499,851</u>	<u>150,865</u>	<u>-</u>	<u>5,276,577</u>	<u>145,927,293</u>
<i>Less accumulated depreciation for:</i>					
Buildings and improvements	(44,537,144)	(1,798,033)	-	-	(46,335,177)
Land improvements	(6,288,605)	(191,952)	-	-	(6,480,557)
Infrastructure	(12,718,093)	(1,647,265)	-	-	(14,365,358)
Equipment and furniture	(16,940,812)	(662,286)	-	-	(17,603,098)
Vehicles	(1,210,994)	(45,366)	-	-	(1,256,360)
Total accumulated depreciation	<u>(81,695,648)</u>	<u>(4,344,902)</u>	<u>-</u>	<u>-</u>	<u>(86,040,550)</u>
Total capital assets being depreciated, net	<u>58,804,203</u>	<u>(4,194,037)</u>	<u>-</u>	<u>5,276,577</u>	<u>59,886,743</u>
Total capital assets	<u>\$ 136,380,628</u>	<u>\$ 18,105,864</u>	<u>\$ -</u>	<u>\$ -</u>	<u>\$ 154,486,492</u>

Depreciation expense was \$4,344,902 for the year ended June 30, 2024.

Note 5 – Compensated Absences

As of June 30, 2024, the Authority had the following activity in compensated absences:

	Balance July 1, 2023	Additions	Deletions	Balance June 30, 2024	Amounts due within one year	Amounts due in more than one year
Compensated Absences	\$ 21,150	\$ 57,832	\$ (24,030)	\$ 54,952	\$ 5,495	\$ 49,457

Note 6 – Commitments and Contingencies

Litigation

Legal claims and lawsuits arise from time to time in the normal course of business which, in the opinion of management, will have no material effect on the Authority's financial position. There are no active claims or litigations involving the Authority.

South County Regional Wastewater Authority
Notes to the Basic Financial Statements (Continued)
For the Year Ended June 30, 2024

Note 6 – Commitments and Contingencies (Continued)

Commitments

The Authority had the following commitments outstanding as of June 30, 2024:

<u>Name of Project</u>	<u>Outstanding Amount</u>
Treatment Plant Expansion Project	\$ 4,048,464

Note 7 – Insurance

The Authority is owned by the City of Gilroy and the City of Morgan Hill, but operated by a third-party contractor, currently Jacobs. The contract for services with Jacobs requires that Jacobs provide general liability (\$5M per occurrence), auto liability (\$5M per accident), employer’s liability (\$5M per accident), professional liability/errors and omissions (\$5M per occurrence), pollution/environmental impairment liability insurance (\$5M per occurrence) and workers’ compensation coverage (the State of CA mandated coverage) for the operation of the facility. The City of Gilroy, through its coverage with the Municipal Pooling Authority, purchases property coverage for the SCRWA facility. Property coverage is through the Alliant Property Insurance Program (APIP). The general property insurance coverage amount is \$1B per occurrence up to the insurable value. The flood limit is \$25M. Business interruption coverage is \$100M.

Settled claims resulting from these risks have not exceeded commercial insurance coverage in any of the past three years.

This page intentionally left blank.

SUPPLEMENTARY INFORMATION

This page intentionally left blank.

South County Regional Wastewater Authority
Combining Statement of Net Position
June 30, 2024

	Plant Construction	Sewage Treatment Operations	Eliminations	Totals
ASSETS				
Current assets:				
Cash and investments	\$ 4,811,346	\$ 13,409,419	\$ -	\$ 18,220,765
Accounts receivable, net	-	247,839	-	247,839
Interest receivable	-	157,828	-	157,828
Lease receivable - current	-	98,817	-	98,817
Due from (to) City of Gilroy	738,740	-	(547,458)	191,282
Due from City of Morgan Hill	1,393,563	-	(434,833)	958,730
Total current assets	6,943,649	13,913,903	(982,291)	19,875,261
Noncurrent Assets:				
Capital assets				
Buildings and improvements	-	77,534,326	-	77,534,326
Land improvements	-	10,779,436	-	10,779,436
Infrastructure	-	35,874,536	-	35,874,536
Vehicles	-	1,641,145	-	1,641,145
Office furniture, fixtures and equipment	-	20,097,850	-	20,097,850
Subtotal	-	145,927,293	-	145,927,293
Less: accumulated depreciation	-	(86,040,550)	-	(86,040,550)
Total capital assets being depreciated, net	-	59,886,743	-	59,886,743
Land	-	13,396,202	-	13,396,202
Construction in progress	81,193,676	9,871	-	81,203,547
Total capital assets, net	81,193,676	73,292,816	-	154,486,492
TOTAL ASSETS	88,137,325	87,206,719	(982,291)	174,361,753
LIABILITIES				
Current Liabilities:				
Accounts payable and accrued liabilities	573,325	425,068	-	998,393
Retention payable	6,370,324	-	-	6,370,324
Compensated absences, due within one year	-	5,495	-	5,495
Due to City of Gilroy	-	547,458	(547,458)	-
Due to City of Morgan Hill	-	434,833	(434,833)	-
Total current liabilities	6,943,649	1,412,854	(982,291)	7,374,212
Noncurrent Liabilities:				
Compensated absences	-	49,457	-	49,457
Total noncurrent liabilities	-	49,457	-	49,457
TOTAL LIABILITIES	6,943,649	1,462,311	(982,291)	7,423,669
DEFERRED INFLOWS OF RESOURCES				
Lease-related items	-	136,446	-	136,446
Total deferred inflows of resources	-	136,446	-	136,446
NET POSITION				
Investment in capital assets	74,823,352	73,292,816	-	154,486,492
Unrestricted	6,370,324	12,315,146	-	12,315,146
TOTAL NET POSITION	\$ 81,193,676	\$ 85,607,962	\$ -	\$ 166,801,638

South County Regional Wastewater Authority
Combining Statement of Revenues, Expenses, and Changes in Net Position
For the Year Ended June 30, 2024

	Plant Construction	Sewage Treatment Operations	Totals
OPERATING REVENUES			
Operating contributions from City of Gilroy	\$ -	\$ 6,124,645	\$ 6,124,645
Operating contributions from City of Morgan Hill	-	4,807,534	4,807,534
Other charges for services	-	369,221	369,221
Total operating revenue	-	11,301,400	11,301,400
OPERATING EXPENSES			
Sewage treatment	-	10,074,182	10,074,182
Pretreatment program	-	637,130	637,130
Plant operations	6,305	1,060,118	1,066,423
Depreciation	-	4,344,902	4,344,902
Total operating expenses	6,305	16,116,332	16,122,637
Operating income (loss)	(6,305)	(4,814,932)	(4,821,237)
NONOPERATING REVENUES			
Investment income	-	611,438	611,438
Rental income	-	93,891	93,891
Total nonoperating revenues	-	705,329	705,329
Income (loss) before capital contributions	(6,305)	(4,109,603)	(4,115,908)
CAPITAL CONTRIBUTIONS			
Capital contribution from City of Gilroy	12,925,701	117,453	13,043,154
Capital contribution from City of Morgan Hill	9,321,632	92,284	9,413,916
Total capital contributions	22,247,333	209,737	22,457,070
Change in net position	22,241,028	(3,899,866)	18,341,162
NET POSITION			
Beginning of year	58,952,648	89,507,828	148,460,476
End of year	\$ 81,193,676	\$ 85,607,962	\$ 166,801,638

South County Regional Wastewater Authority
Combining Statement of Cash Flows
For the Year Ended June 30, 2024

	Plant Construction	Sewage Treatment Operations	Totals
Cash Flows from Operating Activities:			
Cash received from system users	\$ -	\$ 8,703,755	\$ 8,703,755
Rental income received	-	93,891	93,891
Cash payments to suppliers for goods and services	(6,305)	(10,858,258)	(10,864,563)
Cash payments to employees for services	-	(748,920)	(748,920)
Net cash (used in) operating activities	<u>(6,305)</u>	<u>(2,809,532)</u>	<u>(2,815,837)</u>
Cash Flows From Capital and Related Financing Activities:			
Acquisition of capital assets	(24,496,098)	(209,737)	(24,705,835)
Capital contributions	29,313,749	1,192,028	30,505,777
Net cash provided by capital and related financing activities	<u>4,817,651</u>	<u>982,291</u>	<u>5,799,942</u>
Cash Flows from Investing Activities:			
Interest on investments	-	453,716	453,716
Net cash provided by investing activities	<u>-</u>	<u>453,716</u>	<u>453,716</u>
Net change in cash and cash equivalents	4,811,346	(1,373,525)	3,437,821
Cash and Cash Equivalents:			
Beginning of year	-	14,782,944	14,782,944
End of year	<u>\$ 4,811,346</u>	<u>\$ 13,409,419</u>	<u>\$ 18,220,765</u>
Reconciliation of Operating (loss) to Net Cash (Used in)			
Operating Activities:			
Operating (loss)	\$ (6,305)	\$ (4,814,932)	\$ (4,821,237)
Adjustments to reconcile operating (loss) to net cash (used in) operating activities:			
Depreciation	-	4,344,902	4,344,902
Rental income	-	93,891	93,891
Changes in assets and liabilities:			
(Increase) decrease in accounts receivable	-	(29,909)	(29,909)
(Increase) decrease in lease receivable	-	(98,817)	(98,817)
(Increase) decrease in due from City of Gilroy	-	(1,455,046)	(1,455,046)
(Increase) decrease in due from City of Morgan Hill	-	(1,199,699)	(1,199,699)
(Increase) decrease in due from other governments	-	82,059	82,059
Increase (decrease) in accounts payable	-	130,450	130,450
Increase (decrease) in compensated absences	-	33,802	33,802
Increase (decrease) in deferred inflows of resources related to leases	-	103,767	103,767
Total adjustments	<u>-</u>	<u>2,005,400</u>	<u>2,005,400</u>
Net cash (used in) operating activities	<u>\$ (6,305)</u>	<u>\$ (2,809,532)</u>	<u>\$ (2,815,837)</u>

This page intentionally left blank.



**REPORT ON INTERNAL CONTROL OVER FINANCIAL REPORTING AND ON COMPLIANCE AND
OTHER MATTERS BASED ON AN AUDIT OF FINANCIAL STATEMENTS PERFORMED IN
ACCORDANCE WITH *GOVERNMENT AUDITING STANDARDS***

Independent Auditors' Report

To the Board of Directors
of the South County Regional Wastewater Authority
Gilroy, California

We have audited, in accordance with the auditing standards generally accepted in the United States of America and the standards applicable to financial audits contained in *Government Auditing Standards* issued by the Comptroller General of the United States, the financial statements of the business-type activities of the South County Regional Wastewater Authority (the "Authority"), a component unit of the City of Gilroy, California (the "City"), as of and for the year ended June 30, 2024, and the related notes to the financial statements, which collectively comprise the Authority's basic financial statements, and have issued our report thereon dated February 14, 2025.

Report on Internal Control Over Financial Reporting

In planning and performing our audit of the financial statements, we considered the Authority's internal control over financial reporting ("internal control") as a basis for designing the audit procedures that are appropriate in the circumstances for the purpose of expressing our opinions on the financial statements, but not for the purpose of expressing an opinion on the effectiveness of the Authority's internal control. Accordingly, we do not express an opinion on the effectiveness of the Authority's internal control.

A *deficiency in internal control* exists when the design or operation of a control does not allow management or employees, in the normal course of performing their assigned functions, to prevent, or detect and correct, misstatements on a timely basis. A *material weakness* is a deficiency, or a combination of deficiencies, in internal control such that there is a reasonable possibility that a material misstatement of the Authority's financial statements will not be prevented or detected and corrected on a timely basis. A *significant deficiency* is a deficiency, or a combination of deficiencies, in internal control that is less severe than a material weakness, yet important enough to merit attention by those charged with governance.

Our consideration of internal control was for the limited purpose described in the first paragraph of this section and was not designed to identify all deficiencies in internal control that might be material weaknesses or significant deficiencies. Given these limitations, during our audit we did not identify any deficiencies in internal control that we consider to be material weaknesses. However, material weaknesses or significant deficiencies may exist that were not identified.

To the Board of Directors
of the South County Regional Wastewater Authority
Gilroy, California
Page 2

Report on Compliance and Other Matters

As part of obtaining reasonable assurance about whether the Authority's financial statements are free of material misstatement, we performed tests of its compliance with certain provisions of laws, regulations, contracts and grant agreements, noncompliance with which could have a direct and material effect on the determination of financial statements. However, providing an opinion on compliance with those provisions was not an objective of our audit, and accordingly we do not express such an opinion. The results of our tests disclosed no instances of noncompliance or other matters that are required to be reported under *Government Auditing Standards*.

Purpose of this Report

The purpose of this report is solely to describe the scope of our testing of internal control and compliance and the results of that testing, and not to provide an opinion on the effectiveness of the Authority's internal control or on compliance. This report is an integral part of an audit performed in accordance with *Government Auditing Standards* in considering the Authority's internal control and compliance. Accordingly, this communication is not suitable for any other purpose.

A handwritten signature in black ink that reads "The Pen Group, LLP". The signature is written in a cursive, flowing style.

Santa Ana, California
February 14, 2025

Wastewater Acronyms

BOD	Biochemical Oxygen Demand	NPDES	National Pollutant Discharge Elimination System
COD	Chemical Oxygen Demand	PPM	Parts Per Million
DO	Dissolved Oxygen	TDS	Total Dissolved Solids
CWA	Clean Water Act	TKN	Total Kjeldhal Nitrogen
CWEA	California Water Environment Association	TOC	Total Organic Carbon
Gal	Gallons	TS	Total Solids
GPD	Gallons Per Day	TSS	Total Suspended Solids
Lbs	Pounds	VS	Volatile Solids
MGD	Million Gallons Per Day	VSS	Volatile Suspended Solids
Mg/L	Milligrams Per Liter	WDID	Waste Discharge Identification
MLSS	Mixed Liquor Suspended Solids	WDR	Waste Discharge Requirements
MLVSS	Mixed Liquor Volatile Suspended Solids		
MPN	Most Probable Number		

Date: 6/17/2024

California Regional Water Quality Control Board
Central Coast Region
Attn: Monitoring and Reporting Review Section
Audrey Liebhaber
895 Aerovista Place, Suite 101
San Luis Obispo, CA 93401-7906

Dear Ms. Liebhaber:

Facility Name: South County Regional Wastewater Authority
WDID Number: 3 430100001
WDR Order Number: R3-2017-0028
NPDES Permit Number: CA0049964

Contact Person: John Edgar
Job Title: Project Manager
Phone Number: (408) 848-0480
Address: 1500 Southside Drive
Gilroy, CA
95020

Type of Report: Monthly
Land Discharge
Month: May

Year: 2024
Violation(s): No Yes

On May 31st, 2024, the BOD incubator was found to have been without power overnight due to not being restarted after a generator run test. The BOD sample collected May 28th was in the incubator and therefore disqualified and not included in the monthly average or percent removal calculations. The result for this sample was reported on the DMR with descriptive comments.

A second BOD sample collected June 1st was analyzed for BOD and met all QA/QC criteria. The result for this sample was reported on the DMR and included in the relevant calculations.

To prevent a recurrence of this issue, the BOD incubator power status will be confirmed after the conclusion of generator run tests.

In accordance with the Standard Provisions and Reporting Requirements, I certify under penalty of law that this document and all attachments were prepared under my direction or supervision following a system designed to assure that qualified personnel properly gather and evaluate the information submitted. Based on my knowledge of the person(s) who manage the system, or those directly responsible for data gathering, the information submitted is, to the best of my knowledge and belief, true, accurate, and complete. I am aware that there are significant penalties for submitting false information, including the possibility of fine and imprisonment.

If you have any questions or require additional information, please contact me at the number provided above.

Sincerely,





**Operations Management
and Facilities Services**

Jacobs Gilroy
1500 Southside Dr.
Gilroy, CA 95020
☎ +1 408 848 0480
✉ +1 408 842 0873
www.jacobs.com

Name: John Edgar
Title: Project Manager

CC: Jimmy Forbis, SCRWA General Manager
Chris Ghione, Morgan Hill Director of Public Services
Saeid Vaziry, Gilroy Environmental Program Manager

Date: 6/17/2024

California Regional Water Quality Control Board
Central Coast Region
Attn: Monitoring and Reporting Review Section
Audrey Liebhaber
895 Aerovista Place, Suite 101
San Luis Obispo, CA 93401-7906

Dear Ms. Liebhaber:

Facility Name: South County Regional Wastewater Authority
WDID Number: 3 430100001
WDR Order Number: R3-2017-0028
NPDES Permit Number: CA0049964

Contact Person: John Edgar
Job Title: Project Manager
Phone Number: (408) 848-0480
Address: 1500 Southside Drive
Gilroy, CA
95020

Type of Report: Monthly
Eff_Inf_Wet
Month: May

Year: 2024
Violation(s): No Yes

On May 31st, 2024, the BOD incubator was found to have been without power overnight due to not being restarted after a generator run test. The BOD sample collected May 28th was in the incubator and therefore disqualified and not included in the monthly average or percent removal calculations. The result for this sample was reported on the DMR with descriptive comments.

A second BOD sample collected June 1st was analyzed for BOD and met all QA/QC criteria. The result for this sample was reported on the DMR and included in the relevant calculations.

To prevent a recurrence of this issue, the BOD incubator power status will be confirmed after the conclusion of generator run tests.

In accordance with the Standard Provisions and Reporting Requirements, I certify under penalty of law that this document and all attachments were prepared under my direction or supervision following a system designed to assure that qualified personnel properly gather and evaluate the information submitted. Based on my knowledge of the person(s) who manage the system, or those directly responsible for data gathering, the information submitted is, to the best of my knowledge and belief, true, accurate, and complete. I am aware that there are significant penalties for submitting false information, including the possibility of fine and imprisonment.

If you have any questions or require additional information, please contact me at the number provided above.

Sincerely,





**Operations Management
and Facilities Services**

JACOBS Gilroy
1500 Southside Dr.
Gilroy, CA 95020
☎ +1 408 848 0480
✉ +1 408 842 0873
www.jacobs.com

Name: John Edgar
Title: Project Manager

CC: Jimmy Forbis, SCRWA General Manager
Chris Ghione, Morgan Hill Director of Public Services
Saeid Vaziry, Gilroy Environmental Program Manager

Date: 7/19/2024

California Regional Water Quality Control Board
Central Coast Region
Attn: Monitoring and Reporting Review Section
Audrey Liebhaber
895 Aerovista Place, Suite 101
San Luis Obispo, CA 93401-7906

Dear Ms. Liebhaber:

Facility Name: South County Regional Wastewater Authority
WDID Number: 3 430100001
WDR Order Number: R3-2017-0028
NPDES Permit Number: CA0049964

Contact Person: John Edgar
Job Title: Project Manager
Phone Number: (408) 848-0480
Address: 1500 Southside Drive
Gilroy, CA
95020

Type of Report: Monthly
Land Discharge
Month: June

Year: 2024
Violation(s): No Yes

In accordance with the Standard Provisions and Reporting Requirements, I certify under penalty of law that this document and all attachments were prepared under my direction or supervision following a system designed to assure that qualified personnel properly gather and evaluate the information submitted. Based on my knowledge of the person(s) who manage the system, or those directly responsible for data gathering, the information submitted is, to the best of my knowledge and belief, true, accurate, and complete. I am aware that there are significant penalties for submitting false information, including the possibility of fine and imprisonment.

If you have any questions or require additional information, please contact me at the number provided above.

Sincerely,



Name: John Edgar
Title: Project Manager

CC: Jimmy Forbis, SCRWA General Manager
Chris Ghione, Morgan Hill Director of Public Services
Saeid Vaziry, Gilroy Environmental Program Manager



**Operations Management
and Facilities Services**

Jacobs Gilroy
1500 Southside Dr.
Gilroy, CA 95020
O +1 408 848 0480
F +1 408 842 0873
www.jacobs.com

Date: 7/19/2024

California Regional Water Quality Control Board
Central Coast Region
Attn: Monitoring and Reporting Review Section
Audrey Liebhaber
895 Aerovista Place, Suite 101
San Luis Obispo, CA 93401-7906

Dear Ms. Liebhaber:

Facility Name: South County Regional Wastewater Authority
WDID Number: 3 430100001
WDR Order Number: R3-2017-0028
NPDES Permit Number: CA0049964

Contact Person: John Edgar
Job Title: Project Manager
Phone Number: (408) 848-0480
Address: 1500 Southside Drive
Gilroy, CA
95020

Type of Report: Monthly
Eff_Inf_Wet
Month: June

Year: 2024
Violation(s): No Yes

In accordance with the Standard Provisions and Reporting Requirements, I certify under penalty of law that this document and all attachments were prepared under my direction or supervision following a system designed to assure that qualified personnel properly gather and evaluate the information submitted. Based on my knowledge of the person(s) who manage the system, or those directly responsible for data gathering, the information submitted is, to the best of my knowledge and belief, true, accurate, and complete. I am aware that there are significant penalties for submitting false information, including the possibility of fine and imprisonment.

If you have any questions or require additional information, please contact me at the number provided above.

Sincerely,

Name: John Edgar
Title: Project Manager

CC: Jimmy Forbis, SCRWA General Manager
Chris Ghione, Morgan Hill Director of Public Services
Saeid Vaziry, Gilroy Environmental Program Manager

Date: 7/26/2024

California Regional Water Quality Control Board
Central Coast Region
Attn: Monitoring and Reporting Review Section
Audrey Liebhaber
895 Aerovista Place, Suite 101
San Luis Obispo, CA 93401-7906

Dear Ms. Liebhaber:

Facility Name: South County Regional Wastewater Authority
WDID Number: 3 430100001
WDR Order Number: R3-2017-0028
NPDES Permit Number: CA0049964

Contact Person: John Edgar
Job Title: Project Manager
Phone Number: (408) 848-0480
Address: 1500 Southside Drive
Gilroy, CA
95020

Type of Report: Quarterly
Land Discharge
Month: April - June

Year: 2024
Violation(s): No Yes

In accordance with the Standard Provisions and Reporting Requirements, I certify under penalty of law that this document and all attachments were prepared under my direction or supervision following a system designed to assure that qualified personnel properly gather and evaluate the information submitted. Based on my knowledge of the person(s) who manage the system, or those directly responsible for data gathering, the information submitted is, to the best of my knowledge and belief, true, accurate, and complete. I am aware that there are significant penalties for submitting false information, including the possibility of fine and imprisonment.

If you have any questions or require additional information, please contact me at the number provided above.

Sincerely,



Name: John Edgar
Title: Project Manager

CC: Jimmy Forbis, SCRWA General Manager
Chris Ghione, Morgan Hill Director of Public Services
Saeid Vaziry, Gilroy Environmental Program Manager



Operations Management
and Facilities Services
Jacobs Gilroy
1500 Southside Dr.
Gilroy, CA 95020
O +1 408 848 0480
F +1 408 842 0873
www.jacobs.com

Date: 7/26/2024

California Regional Water Quality Control Board
Central Coast Region
Attn: Monitoring and Reporting Review Section
Audrey Liebhaber
895 Aerovista Place, Suite 101
San Luis Obispo, CA 93401-7906

Dear Ms. Liebhaber:

Facility Name: South County Regional Wastewater Authority
WDID Number: 3 430100001
WDR Order Number: R3-2017-0028
NPDES Permit Number: CA0049964

Contact Person: John Edgar
Job Title: Project Manager
Phone Number: (408) 848-0480
Address: 1500 Southside Drive
Gilroy, CA
95020

Type of Report: Quarterly
Surface Water
Month: April - June

Year: 2024
Violation(s): No Yes

In accordance with the Standard Provisions and Reporting Requirements, I certify under penalty of law that this document and all attachments were prepared under my direction or supervision following a system designed to assure that qualified personnel properly gather and evaluate the information submitted. Based on my knowledge of the person(s) who manage the system, or those directly responsible for data gathering, the information submitted is, to the best of my knowledge and belief, true, accurate, and complete. I am aware that there are significant penalties for submitting false information, including the possibility of fine and imprisonment.

If you have any questions or require additional information, please contact me at the number provided above.

Sincerely,

Name: John Edgar
Title: Project Manager

CC: Jimmy Forbis, SCRWA General Manager
Chris Ghione, Morgan Hill Director of Public Services
Saeid Vaziry, Gilroy Environmental Program Manager

Date: 7/26/2024

California Regional Water Quality Control Board
Central Coast Region
Attn: Monitoring and Reporting Review Section
Audrey Liebhaber
895 Aerovista Place, Suite 101
San Luis Obispo, CA 93401-7906

Dear Ms. Liebhaber:

Facility Name: South County Regional Wastewater Authority
WDID Number: 3 430100001
WDR Order Number: R3-2017-0028
NPDES Permit Number: CA0049964

Contact Person: John Edgar
Job Title: Project Manager
Phone Number: (408) 848-0480
Address: 1500 Southside Drive
Gilroy, CA
95020

Type of Report: Quarterly
Groundwater
Month: April - June

Year: 2024
Violation(s): No Yes

In accordance with the Standard Provisions and Reporting Requirements, I certify under penalty of law that this document and all attachments were prepared under my direction or supervision following a system designed to assure that qualified personnel properly gather and evaluate the information submitted. Based on my knowledge of the person(s) who manage the system, or those directly responsible for data gathering, the information submitted is, to the best of my knowledge and belief, true, accurate, and complete. I am aware that there are significant penalties for submitting false information, including the possibility of fine and imprisonment.

If you have any questions or require additional information, please contact me at the number provided above.

Sincerely,



Name: John Edgar
Title: Project Manager

CC: Jimmy Forbis, SCRWA General Manager
Chris Ghione, Morgan Hill Director of Public Services
Saeid Vaziry, Gilroy Environmental Program Manager

Date: 8/30/2024

California Regional Water Quality Control Board
Central Coast Region
Attn: Monitoring and Reporting Review Section
Audrey Liebhaber
895 Aerovista Place, Suite 101
San Luis Obispo, CA 93401-7906

Dear Ms. Liebhaber:

Facility Name: South County Regional Wastewater Authority
WDID Number: 3 430100001
WDR Order Number: R3-2017-0028
NPDES Permit Number: CA0049964

Contact Person: John Edgar
Job Title: Project Manager
Phone Number: (408) 848-0480
Address: 1500 Southside Drive
Gilroy, CA
95020

Type of Report: Monthly
Land Discharge
Month: July

Year: 2024
Violation(s): No Yes

July 4th BOD – The secondary effluent BOD sample didn't meet minimum allowable depletion. The results were not included in the monthly BOD average or percent removal. With the July 4th results the average would be >8.32/L and percent removal 97.8%.

In accordance with the Standard Provisions and Reporting Requirements, I certify under penalty of law that this document and all attachments were prepared under my direction or supervision following a system designed to assure that qualified personnel properly gather and evaluate the information submitted. Based on my knowledge of the person(s) who manage the system, or those directly responsible for data gathering, the information submitted is, to the best of my knowledge and belief, true, accurate, and complete. I am aware that there are significant penalties for submitting false information, including the possibility of fine and imprisonment.

If you have any questions or require additional information, please contact me at the number provided above.

Sincerely,



Name: John Edgar
Title: Project Manager



**Operations Management
and Facilities Services**

Jacobs Gilroy
1500 Southside Dr.
Gilroy, CA 95020
O +1 408 848 0480
F +1 408 842 0873
www.jacobs.com

CC: Jimmy Forbis, SCRWA General Manager
Chris Ghione, Morgan Hill Director of Public Services
Saeid Vaziry, Gilroy Environmental Program Manager

Date: 8/30/2024

California Regional Water Quality Control Board
Central Coast Region
Attn: Monitoring and Reporting Review Section
Audrey Liebhaber
895 Aerovista Place, Suite 101
San Luis Obispo, CA 93401-7906

Dear Ms. Liebhaber:

Facility Name: South County Regional Wastewater Authority
WDID Number: 3 430100001
WDR Order Number: R3-2017-0028
NPDES Permit Number: CA0049964

Contact Person: John Edgar
Job Title: Project Manager
Phone Number: (408) 848-0480
Address: 1500 Southside Drive
Gilroy, CA
95020

Type of Report: Monthly
Eff_Inf_Wet
Month: July

Year: 2024
Violation(s): No Yes

In accordance with the Standard Provisions and Reporting Requirements, I certify under penalty of law that this document and all attachments were prepared under my direction or supervision following a system designed to assure that qualified personnel properly gather and evaluate the information submitted. Based on my knowledge of the person(s) who manage the system, or those directly responsible for data gathering, the information submitted is, to the best of my knowledge and belief, true, accurate, and complete. I am aware that there are significant penalties for submitting false information, including the possibility of fine and imprisonment.

If you have any questions or require additional information, please contact me at the number provided above.

Sincerely,



Name: John Edgar
Title: Project Manager

CC: Jimmy Forbis, SCRWA General Manager
Chris Ghione, Morgan Hill Director of Public Services
Saeid Vaziry, Gilroy Environmental Program Manager

Date: 9/25/2024

California Regional Water Quality Control Board
Central Coast Region
Attn: Monitoring and Reporting Review Section
Audrey Liebhaber
895 Aerovista Place, Suite 101
San Luis Obispo, CA 93401-7906

Dear Ms. Liebhaber:

Facility Name: South County Regional Wastewater Authority
WDID Number: 3 430100001
WDR Order Number: R3-2017-0028
NPDES Permit Number: CA0049964

Contact Person: John Edgar
Job Title: Project Manager
Phone Number: (408) 848-0480
Address: 1500 Southside Drive
Gilroy, CA
95020

Type of Report: Monthly
Land Discharge
Month: August

Year: 2024
Violation(s): No Yes

In accordance with the Standard Provisions and Reporting Requirements, I certify under penalty of law that this document and all attachments were prepared under my direction or supervision following a system designed to assure that qualified personnel properly gather and evaluate the information submitted. Based on my knowledge of the person(s) who manage the system, or those directly responsible for data gathering, the information submitted is, to the best of my knowledge and belief, true, accurate, and complete. I am aware that there are significant penalties for submitting false information, including the possibility of fine and imprisonment.

If you have any questions or require additional information, please contact me at the number provided above.

Sincerely,



Name: John Edgar
Title: Project Manager

CC: Jimmy Forbis, SCRWA General Manager
Chris Ghione, Morgan Hill Director of Public Services
Saeid Vaziry, Gilroy Environmental Program Manager

Date: 9/25/2024

California Regional Water Quality Control Board
Central Coast Region
Attn: Monitoring and Reporting Review Section
Audrey Liebhaber
895 Aerovista Place, Suite 101
San Luis Obispo, CA 93401-7906

Dear Ms. Liebhaber:

Facility Name: South County Regional Wastewater Authority
WDID Number: 3 430100001
WDR Order Number: R3-2017-0028
NPDES Permit Number: CA0049964

Contact Person: John Edgar
Job Title: Project Manager
Phone Number: (408) 848-0480
Address: 1500 Southside Drive
Gilroy, CA
95020

Type of Report: Monthly
Eff_Inf_Wet
Month: August

Year: 2024
Violation(s): No Yes

In accordance with the Standard Provisions and Reporting Requirements, I certify under penalty of law that this document and all attachments were prepared under my direction or supervision following a system designed to assure that qualified personnel properly gather and evaluate the information submitted. Based on my knowledge of the person(s) who manage the system, or those directly responsible for data gathering, the information submitted is, to the best of my knowledge and belief, true, accurate, and complete. I am aware that there are significant penalties for submitting false information, including the possibility of fine and imprisonment.

If you have any questions or require additional information, please contact me at the number provided above.

Sincerely,



Name: John Edgar
Title: Project Manager

CC: Jimmy Forbis, SCRWA General Manager
Chris Ghione, Morgan Hill Director of Public Services
Saeid Vaziry, Gilroy Environmental Program Manager

Date: 10/18/2024

California Regional Water Quality Control Board
Central Coast Region
Attn: Monitoring and Reporting Review Section
Audrey Liebhaber
895 Aerovista Place, Suite 101
San Luis Obispo, CA 93401-7906

Dear Ms. Liebhaber:

Facility Name: South County Regional Wastewater Authority
WDID Number: 3 430100001
WDR Order Number: R3-2017-0028
NPDES Permit Number: CA0049964

Contact Person: John Edgar
Job Title: Project Manager
Phone Number: (408) 848-0480
Address: 1500 Southside Drive
Gilroy, CA
95020

Type of Report: Monthly
Land Discharge
Month: September

Year: 2024
Violation(s): No Yes

In accordance with the Standard Provisions and Reporting Requirements, I certify under penalty of law that this document and all attachments were prepared under my direction or supervision following a system designed to assure that qualified personnel properly gather and evaluate the information submitted. Based on my knowledge of the person(s) who manage the system, or those directly responsible for data gathering, the information submitted is, to the best of my knowledge and belief, true, accurate, and complete. I am aware that there are significant penalties for submitting false information, including the possibility of fine and imprisonment.

If you have any questions or require additional information, please contact me at the number provided above.

Sincerely,



Name: John Edgar
Title: Project Manager

CC: Jimmy Forbis, SCRWA General Manager
Chris Ghione, Morgan Hill Director of Public Services
Saeid Vaziry, Gilroy Environmental Program Manager



**Operations Management
and Facilities Services**
Jacobs Gilroy
1500 Southside Dr.
Gilroy, CA 95020
O +1 408 848 0480
F +1 408 842 0873
www.jacobs.com

Date: 10/18/2024

California Regional Water Quality Control Board
Central Coast Region
Attn: Monitoring and Reporting Review Section
Audrey Liebhaber
895 Aerovista Place, Suite 101
San Luis Obispo, CA 93401-7906

Dear Ms. Liebhaber:

Facility Name: South County Regional Wastewater Authority
WDID Number: 3 430100001
WDR Order Number: R3-2017-0028
NPDES Permit Number: CA0049964

Contact Person: John Edgar **Address:** 1500 Southside Drive
Job Title: Project Manager Gilroy, CA
Phone Number: (408) 848-0480 95020

Type of Report: Monthly **Month:** September
Eff_Inf_Wet

Year: 2024 **Violation(s):** No Yes

In accordance with the Standard Provisions and Reporting Requirements, I certify under penalty of law that this document and all attachments were prepared under my direction or supervision following a system designed to assure that qualified personnel properly gather and evaluate the information submitted. Based on my knowledge of the person(s) who manage the system, or those directly responsible for data gathering, the information submitted is, to the best of my knowledge and belief, true, accurate, and complete. I am aware that there are significant penalties for submitting false information, including the possibility of fine and imprisonment.

If you have any questions or require additional information, please contact me at the number provided above.

Sincerely,

Name: John Edgar
Title: Project Manager

CC: Jimmy Forbis, SCRWA General Manager
Chris Ghione, Morgan Hill Director of Public Services
Saeid Vaziry, Gilroy Environmental Program Manager

Date: 10/29/2024

California Regional Water Quality Control Board
Central Coast Region
Attn: Monitoring and Reporting Review Section
Audrey Liebhaber
895 Aerovista Place, Suite 101
San Luis Obispo, CA 93401-7906

Dear Ms. Liebhaber:

Facility Name: South County Regional Wastewater Authority
WDID Number: 3 430100001
WDR Order Number: R3-2017-0028
NPDES Permit Number: CA0049964

Contact Person: John Edgar
Job Title: Project Manager
Phone Number: (408) 848-0480
Address: 1500 Southside Drive
Gilroy, CA
95020

Type of Report: Quarterly
Land Discharge
Month: July – September

Year: 2024
Violation(s): No Yes

In accordance with the Standard Provisions and Reporting Requirements, I certify under penalty of law that this document and all attachments were prepared under my direction or supervision following a system designed to assure that qualified personnel properly gather and evaluate the information submitted. Based on my knowledge of the person(s) who manage the system, or those directly responsible for data gathering, the information submitted is, to the best of my knowledge and belief, true, accurate, and complete. I am aware that there are significant penalties for submitting false information, including the possibility of fine and imprisonment.

If you have any questions or require additional information, please contact me at the number provided above.

Sincerely,



Name: John Edgar
Title: Project Manager

CC: Jimmy Forbis, SCRWA General Manager
Chris Ghione, Morgan Hill Director of Public Services
Saeid Vaziry, Gilroy Environmental Program Manager



**Operations Management
and Facilities Services**
 Jacobs Gilroy
 1500 Southside Dr.
 Gilroy, CA 95020
 O +1 408 848 0480
 F +1 408 842 0873
 www.jacobs.com

Date: 10/29/2024

California Regional Water Quality Control Board
 Central Coast Region
 Attn: Monitoring and Reporting Review Section
 Audrey Liebhaber
 895 Aerovista Place, Suite 101
 San Luis Obispo, CA 93401-7906

Dear Ms. Liebhaber:

Facility Name: South County Regional Wastewater Authority
WDID Number: 3 430100001
WDR Order Number: R3-2017-0028
NPDES Permit Number: CA0049964

Contact Person: John Edgar **Address:** 1500 Southside Drive
Job Title: Project Manager Gilroy, CA
Phone Number: (408) 848-0480 95020

Type of Report: Quarterly **Month:** July – September
 Surface Water

Year: 2024 **Violation(s):** No Yes

In accordance with the Standard Provisions and Reporting Requirements, I certify under penalty of law that this document and all attachments were prepared under my direction or supervision following a system designed to assure that qualified personnel properly gather and evaluate the information submitted. Based on my knowledge of the person(s) who manage the system, or those directly responsible for data gathering, the information submitted is, to the best of my knowledge and belief, true, accurate, and complete. I am aware that there are significant penalties for submitting false information, including the possibility of fine and imprisonment.

If you have any questions or require additional information, please contact me at the number provided above.

Sincerely,

Name: John Edgar
 Title: Project Manager

CC: Jimmy Forbis, SCRWA General Manager
 Chris Ghione, Morgan Hill Director of Public Services
 Saeid Vaziry, Gilroy Environmental Program Manager



**Operations Management
and Facilities Services**

Jacobs Gilroy
1500 Southside Dr.
Gilroy, CA 95020
O +1 408 848 0480
F +1 408 842 0873
www.jacobs.com

Date: 10/29/2024

California Regional Water Quality Control Board
Central Coast Region
Attn: Monitoring and Reporting Review Section
Audrey Liebhaber
895 Aerovista Place, Suite 101
San Luis Obispo, CA 93401-7906

Dear Ms. Liebhaber:

Facility Name: South County Regional Wastewater Authority
WDID Number: 3 430100001
WDR Order Number: R3-2017-0028
NPDES Permit Number: CA0049964

Contact Person: John Edgar
Job Title: Project Manager
Phone Number: (408) 848-0480
Address: 1500 Southside Drive
Gilroy, CA
95020

Type of Report: Quarterly
Groundwater
Month: July - September

Year: 2024
Violation(s): No Yes

In accordance with the Standard Provisions and Reporting Requirements, I certify under penalty of law that this document and all attachments were prepared under my direction or supervision following a system designed to assure that qualified personnel properly gather and evaluate the information submitted. Based on my knowledge of the person(s) who manage the system, or those directly responsible for data gathering, the information submitted is, to the best of my knowledge and belief, true, accurate, and complete. I am aware that there are significant penalties for submitting false information, including the possibility of fine and imprisonment.

If you have any questions or require additional information, please contact me at the number provided above.

Sincerely,

Name: John Edgar
Title: Project Manager

CC: Jimmy Forbis, SCRWA General Manager
Chris Ghione, Morgan Hill Director of Public Services
Saeid Vaziry, Gilroy Environmental Program Manager



**Operations Management
and Facilities Services**

Jacobs Gilroy
1500 Southside Dr.
Gilroy, CA 95020
O +1 408 848 0480
F +1 408 842 0873
www.jacobs.com

Date: 11/15/2024

California Regional Water Quality Control Board
Central Coast Region
Attn: Monitoring and Reporting Review Section
Audrey Liebhaber
895 Aerovista Place, Suite 101
San Luis Obispo, CA 93401-7906

Dear Ms. Liebhaber:

Facility Name: South County Regional Wastewater Authority
WDID Number: 3 430100001
WDR Order Number: R3-2017-0028
NPDES Permit Number: CA0049964

Contact Person: John Edgar
Job Title: Project Manager
Phone Number: (408) 848-0480
Address: 1500 Southside Drive
Gilroy, CA
95020

Type of Report: Monthly
Land Discharge
Month: **October**

Year: 2024
Violation(s): **No** **Yes**

In accordance with the Standard Provisions and Reporting Requirements, I certify under penalty of law that this document and all attachments were prepared under my direction or supervision following a system designed to assure that qualified personnel properly gather and evaluate the information submitted. Based on my knowledge of the person(s) who manage the system, or those directly responsible for data gathering, the information submitted is, to the best of my knowledge and belief, true, accurate, and complete. I am aware that there are significant penalties for submitting false information, including the possibility of fine and imprisonment.

If you have any questions or require additional information, please contact me at the number provided above.

Sincerely,

Name: John Edgar
Title: Project Manager

CC: Jimmy Forbis, SCRWA General Manager
Chris Ghione, Morgan Hill Director of Public Services
Saeid Vaziry, Gilroy Environmental Program Manager



**Operations Management
and Facilities Services**

Jacobs Gilroy
1500 Southside Dr.
Gilroy, CA 95020
O +1 408 848 0480
F +1 408 842 0873
www.jacobs.com

Date: 11/15/2024

California Regional Water Quality Control Board
Central Coast Region
Attn: Monitoring and Reporting Review Section
Audrey Liebhaber
895 Aerovista Place, Suite 101
San Luis Obispo, CA 93401-7906

Dear Ms. Liebhaber:

Facility Name: South County Regional Wastewater Authority
WDID Number: 3 430100001
WDR Order Number: R3-2017-0028
NPDES Permit Number: CA0049964

Contact Person: John Edgar
Job Title: Project Manager
Phone Number: (408) 848-0480
Address: 1500 Southside Drive
Gilroy, CA
95020

Type of Report: Monthly
Eff_Inf_Wet
Month: **October**

Year: 2024
Violation(s): **No** **Yes**

In accordance with the Standard Provisions and Reporting Requirements, I certify under penalty of law that this document and all attachments were prepared under my direction or supervision following a system designed to assure that qualified personnel properly gather and evaluate the information submitted. Based on my knowledge of the person(s) who manage the system, or those directly responsible for data gathering, the information submitted is, to the best of my knowledge and belief, true, accurate, and complete. I am aware that there are significant penalties for submitting false information, including the possibility of fine and imprisonment.

If you have any questions or require additional information, please contact me at the number provided above.

Sincerely,

Name: John Edgar
Title: Project Manager

CC: Jimmy Forbis, SCRWA General Manager
Chris Ghione, Morgan Hill Director of Public Services
Saeid Vaziry, Gilroy Environmental Program Manager



**Operations Management
and Facilities Services**

Jacobs Gilroy
1500 Southside Dr.
Gilroy, CA 95020
O +1 408 848 0480
F +1 408 842 0873
www.jacobs.com

Date: 12/19/2024

California Regional Water Quality Control Board
Central Coast Region
Attn: Monitoring and Reporting Review Section
Audrey Liebhaber
895 Aerovista Place, Suite 101
San Luis Obispo, CA 93401-7906

Dear Ms. Liebhaber:

Facility Name: South County Regional Wastewater Authority
WDID Number: 3 430100001
WDR Order Number: R3-2017-0028
NPDES Permit Number: CA0049964

Contact Person: John Edgar
Job Title: Project Manager
Phone Number: (408) 848-0480
Address: 1500 Southside Drive
Gilroy, CA
95020

Type of Report: Monthly
Land Discharge
Month: November

Year: 2024
Violation(s): No Yes

In accordance with the Standard Provisions and Reporting Requirements, I certify under penalty of law that this document and all attachments were prepared under my direction or supervision following a system designed to assure that qualified personnel properly gather and evaluate the information submitted. Based on my knowledge of the person(s) who manage the system, or those directly responsible for data gathering, the information submitted is, to the best of my knowledge and belief, true, accurate, and complete. I am aware that there are significant penalties for submitting false information, including the possibility of fine and imprisonment.

If you have any questions or require additional information, please contact me at the number provided above.

Sincerely,

Name: John Edgar
Title: Project Manager

CC: Jimmy Forbis, SCRWA General Manager
Chris Ghione, Morgan Hill Director of Public Services
Saeid Vaziry, Gilroy Environmental Program Manager



**Operations Management
and Facilities Services**

Jacobs Gilroy
1500 Southside Dr.
Gilroy, CA 95020
O +1 408 848 0480
F +1 408 842 0873
www.jacobs.com

Date: 12/19/2024

California Regional Water Quality Control Board
Central Coast Region
Attn: Monitoring and Reporting Review Section
Audrey Liebhaber
895 Aerovista Place, Suite 101
San Luis Obispo, CA 93401-7906

Dear Ms. Liebhaber:

Facility Name: South County Regional Wastewater Authority
WDID Number: 3 430100001
WDR Order Number: R3-2017-0028
NPDES Permit Number: CA0049964

Contact Person: John Edgar **Address:** 1500 Southside Drive
Job Title: Project Manager Gilroy, CA
Phone Number: (408) 848-0480 95020

Type of Report: Monthly **Month:** November
Eff_Inf_Wet

Year: 2024 **Violation(s):** No Yes

In accordance with the Standard Provisions and Reporting Requirements, I certify under penalty of law that this document and all attachments were prepared under my direction or supervision following a system designed to assure that qualified personnel properly gather and evaluate the information submitted. Based on my knowledge of the person(s) who manage the system, or those directly responsible for data gathering, the information submitted is, to the best of my knowledge and belief, true, accurate, and complete. I am aware that there are significant penalties for submitting false information, including the possibility of fine and imprisonment.

If you have any questions or require additional information, please contact me at the number provided above.

Sincerely,

Name: John Edgar
Title: Project Manager

CC: Jimmy Forbis, SCRWA General Manager
Chris Ghione, Morgan Hill Director of Public Services
Saeid Vaziry, Gilroy Environmental Program Manager



**Operations Management
and Facilities Services**

Jacobs Gilroy
1500 Southside Dr.
Gilroy, CA 95020
O +1 408 848 0480
F +1 408 842 0873
www.jacobs.com

Date: 1/21/2025

California Regional Water Quality Control Board
Central Coast Region
Attn: Monitoring and Reporting Review Section
Sarah Bragg-Flavan
895 Aerovista Place, Suite 101
San Luis Obispo, CA 93401-7906

Dear Ms. Bragg-Flavan:

Facility Name: South County Regional Wastewater Authority
WDID Number: 3 430100001
WDR Order Number: R3-2017-0028
NPDES Permit Number: CA0049964

Contact Person: John Edgar
Job Title: Project Manager
Phone Number: (408) 848-0480
Address: 1500 Southside Drive
Gilroy, CA
95020

Type of Report: Monthly
Land Discharge
Month: December

Year: 2024
Violation(s): No Yes

In accordance with the Standard Provisions and Reporting Requirements, I certify under penalty of law that this document and all attachments were prepared under my direction or supervision following a system designed to assure that qualified personnel properly gather and evaluate the information submitted. Based on my knowledge of the person(s) who manage the system, or those directly responsible for data gathering, the information submitted is, to the best of my knowledge and belief, true, accurate, and complete. I am aware that there are significant penalties for submitting false information, including the possibility of fine and imprisonment.

If you have any questions or require additional information, please contact me at the number provided above.

Sincerely,

Name: John Edgar
Title: Project Manager

CC: Jimmy Forbis, SCRWA General Manager
Chris Ghione, Morgan Hill Director of Public Services
Saeid Vaziry, Gilroy Environmental Program Manager



**Operations Management
and Facilities Services**

Jacobs Gilroy
1500 Southside Dr.
Gilroy, CA 95020
O +1 408 848 0480
F +1 408 842 0873
www.jacobs.com

Date: 1/21/2025

California Regional Water Quality Control Board
Central Coast Region
Attn: Monitoring and Reporting Review Section
Sarah Bragg-Flavan
895 Aerovista Place, Suite 101
San Luis Obispo, CA 93401-7906

Dear Ms. Bragg-Flavan:

Facility Name: South County Regional Wastewater Authority
WDID Number: 3 430100001
WDR Order Number: R3-2017-0028
NPDES Permit Number: CA0049964

Contact Person: John Edgar **Address:** 1500 Southside Drive
Job Title: Project Manager Gilroy, CA
Phone Number: (408) 848-0480 95020

Type of Report: Monthly **Month:** December
Eff_Inf_Wet

Year: 2024 **Violation(s):** No Yes

In accordance with the Standard Provisions and Reporting Requirements, I certify under penalty of law that this document and all attachments were prepared under my direction or supervision following a system designed to assure that qualified personnel properly gather and evaluate the information submitted. Based on my knowledge of the person(s) who manage the system, or those directly responsible for data gathering, the information submitted is, to the best of my knowledge and belief, true, accurate, and complete. I am aware that there are significant penalties for submitting false information, including the possibility of fine and imprisonment.

If you have any questions or require additional information, please contact me at the number provided above.

Sincerely,

Name: John Edgar
Title: Project Manager

CC: Jimmy Forbis, SCRWA General Manager
Chris Ghione, Morgan Hill Director of Public Services
Saeid Vaziry, Gilroy Environmental Program Manager



**Operations Management
and Facilities Services**
 Jacobs Gilroy
 1500 Southside Dr.
 Gilroy, CA 95020
 O +1 408 848 0480
 F +1 408 842 0873
 www.jacobs.com

Date: 1/24/2025

California Regional Water Quality Control Board
 Central Coast Region
 Attn: Monitoring and Reporting Review Section
 Sarah Bragg-Flavan
 895 Aerovista Place, Suite 101
 San Luis Obispo, CA 93401-7906

Dear Ms. Bragg-Flavan:

Facility Name: South County Regional Wastewater Authority
WDID Number: 3 430100001
WDR Order Number: R3-2017-0028
NPDES Permit Number: CA0049964

Contact Person: John Edgar **Address:** 1500 Southside Drive
Job Title: Project Manager Gilroy, CA
Phone Number: (408) 848-0480 95020

Type of Report: Quarterly **Month:** October - December
 Land Discharge

Year: 2024 **Violation(s):** No Yes

In accordance with the Standard Provisions and Reporting Requirements, I certify under penalty of law that this document and all attachments were prepared under my direction or supervision following a system designed to assure that qualified personnel properly gather and evaluate the information submitted. Based on my knowledge of the person(s) who manage the system, or those directly responsible for data gathering, the information submitted is, to the best of my knowledge and belief, true, accurate, and complete. I am aware that there are significant penalties for submitting false information, including the possibility of fine and imprisonment.

If you have any questions or require additional information, please contact me at the number provided above.

Sincerely,

Name: John Edgar
 Title: Project Manager

CC: Jimmy Forbis, SCRWA General Manager
 Chris Ghione, Morgan Hill Director of Public Services
 Saeid Vaziry, Gilroy Environmental Program Manager



**Operations Management
and Facilities Services**

Jacobs Gilroy
1500 Southside Dr.
Gilroy, CA 95020
O +1 408 848 0480
F +1 408 842 0873
www.jacobs.com

Date: 1/24/2025

California Regional Water Quality Control Board
Central Coast Region
Attn: Monitoring and Reporting Review Section
Sarah Bragg-Flavan
895 Aerovista Place, Suite 101
San Luis Obispo, CA 93401-7906

Dear Ms. Bragg-Flavan:

Facility Name: South County Regional Wastewater Authority
WDID Number: 3 430100001
WDR Order Number: R3-2017-0028
NPDES Permit Number: CA0049964

Contact Person: John Edgar **Address:** 1500 Southside Drive
Job Title: Project Manager Gilroy, CA
Phone Number: (408) 848-0480 95020

Type of Report: Quarterly **Month:** October - December
Surface Water

Year: 2024 **Violation(s):** No Yes

In accordance with the Standard Provisions and Reporting Requirements, I certify under penalty of law that this document and all attachments were prepared under my direction or supervision following a system designed to assure that qualified personnel properly gather and evaluate the information submitted. Based on my knowledge of the person(s) who manage the system, or those directly responsible for data gathering, the information submitted is, to the best of my knowledge and belief, true, accurate, and complete. I am aware that there are significant penalties for submitting false information, including the possibility of fine and imprisonment.

If you have any questions or require additional information, please contact me at the number provided above.

Sincerely,

Name: John Edgar
Title: Project Manager

CC: Jimmy Forbis, SCRWA General Manager
Chris Ghione, Morgan Hill Director of Public Services
Saeid Vaziry, Gilroy Environmental Program Manager

Date: 1/24/2025

California Regional Water Quality Control Board
Central Coast Region
Attn: Monitoring and Reporting Review Section
Sarah Bragg-Flavan
895 Aerovista Place, Suite 101
San Luis Obispo, CA 93401-7906

Dear Ms. Bragg-Flavan:

Facility Name: South County Regional Wastewater Authority
WDID Number: 3 430100001
WDR Order Number: R3-2017-0028
NPDES Permit Number: CA0049964

Contact Person: John Edgar
Job Title: Project Manager
Phone Number: (408) 848-0480
Address: 1500 Southside Drive
Gilroy, CA
95020

Type of Report: Quarterly
Groundwater
Month: **October - December**

Year: 2024
Violation(s): **No** **Yes**

In accordance with the Standard Provisions and Reporting Requirements, I certify under penalty of law that this document and all attachments were prepared under my direction or supervision following a system designed to assure that qualified personnel properly gather and evaluate the information submitted. Based on my knowledge of the person(s) who manage the system, or those directly responsible for data gathering, the information submitted is, to the best of my knowledge and belief, true, accurate, and complete. I am aware that there are significant penalties for submitting false information, including the possibility of fine and imprisonment.

If you have any questions or require additional information, please contact me at the number provided above.

Sincerely,



Name: John Edgar
Title: Project Manager

CC: Jimmy Forbis, SCRWA General Manager
Chris Ghione, Morgan Hill Director of Public Services
Saeid Vaziry, Gilroy Environmental Program Manager



**Operations Management
and Facilities Services**
 Jacobs Gilroy
 1500 Southside Dr.
 Gilroy, CA 95020
 O +1 408 848 0480
 F +1 408 842 0873
 www.jacobs.com

Date: 2/14/2025

California Regional Water Quality Control Board
 Central Coast Region
 Attn: Monitoring and Reporting Review Section
 Sarah Bragg-Flavan
 895 Aerovista Place, Suite 101
 San Luis Obispo, CA 93401-7906

Dear Ms. Bragg-Flavan:

Facility Name: South County Regional Wastewater Authority
WDID Number: 3 430100001
WDR Order Number: R3-2017-0028
NPDES Permit Number: CA0049964

Contact Person: John Edgar **Address:** 1500 Southside Drive
Job Title: Project Manager Gilroy, CA
Phone Number: (408) 848-0480 95020

Type of Report: Monthly **Month:** January
 Land Discharge

Year: 2025 **Violation(s):** No Yes

In accordance with the Standard Provisions and Reporting Requirements, I certify under penalty of law that this document and all attachments were prepared under my direction or supervision following a system designed to assure that qualified personnel properly gather and evaluate the information submitted. Based on my knowledge of the person(s) who manage the system, or those directly responsible for data gathering, the information submitted is, to the best of my knowledge and belief, true, accurate, and complete. I am aware that there are significant penalties for submitting false information, including the possibility of fine and imprisonment.

If you have any questions or require additional information, please contact me at the number provided above.

Sincerely,

Name: John Edgar
 Title: Project Manager

CC: Jimmy Forbis, SCRWA General Manager
 Chris Ghione, Morgan Hill Director of Public Services
 Saeid Vaziry, Gilroy Environmental Program Manager

Date: 2/14/2025

California Regional Water Quality Control Board
Central Coast Region
Attn: Monitoring and Reporting Review Section
Sarah Bragg-Flavan
895 Aerovista Place, Suite 101
San Luis Obispo, CA 93401-7906

Dear Ms. Bragg-Flavan:

Facility Name: South County Regional Wastewater Authority
WDID Number: 3 430100001
WDR Order Number: R3-2017-0028
NPDES Permit Number: CA0049964

Contact Person: John Edgar
Job Title: Project Manager
Phone Number: (408) 848-0480
Address: 1500 Southside Drive
Gilroy, CA
95020

Type of Report: Monthly
Eff_Inf_Wet
Month: January

Year: 2025
Violation(s): No Yes

In accordance with the Standard Provisions and Reporting Requirements, I certify under penalty of law that this document and all attachments were prepared under my direction or supervision following a system designed to assure that qualified personnel properly gather and evaluate the information submitted. Based on my knowledge of the person(s) who manage the system, or those directly responsible for data gathering, the information submitted is, to the best of my knowledge and belief, true, accurate, and complete. I am aware that there are significant penalties for submitting false information, including the possibility of fine and imprisonment.

If you have any questions or require additional information, please contact me at the number provided above.

Sincerely,



Name: John Edgar
Title: Project Manager

CC: Jimmy Forbis, SCRWA General Manager
Chris Ghione, Morgan Hill Director of Public Services
Saeid Vaziry, Gilroy Environmental Program Manager

Date: 3/18/2025

California Regional Water Quality Control Board
Central Coast Region
Attn: Monitoring and Reporting Review Section
Sarah Bragg-Flavan
895 Aerovista Place, Suite 101
San Luis Obispo, CA 93401-7906

Dear Ms. Bragg-Flavan:

Facility Name: South County Regional Wastewater Authority
WDID Number: 3 430100001
WDR Order Number: R3-2017-0028
NPDES Permit Number: CA0049964

Contact Person: John Edgar
Job Title: Project Manager
Phone Number: (408) 848-0480
Address: 1500 Southside Drive
Gilroy, CA
95020

Type of Report: Monthly
Eff_Inf_Wet
Month: February

Year: 2025
Violation(s): No Yes

Concerning recycled water: Through the month of February, the UV system was not used. All recycled water was chlorinated with 12.5% sodium hypochlorite then dechlorinated using 25% Sodium Bisulfite.

In accordance with the Standard Provisions and Reporting Requirements, I certify under penalty of law that this document and all attachments were prepared under my direction or supervision following a system designed to assure that qualified personnel properly gather and evaluate the information submitted. Based on my knowledge of the person(s) who manage the system, or those directly responsible for data gathering, the information submitted is, to the best of my knowledge and belief, true, accurate, and complete. I am aware that there are significant penalties for submitting false information, including the possibility of fine and imprisonment.

If you have any questions or require additional information, please contact me at the number provided above.

Sincerely,



Name: John Edgar
Title: Project Manager

CC: Jimmy Forbis, SCRWA General Manager
Chris Ghione, Morgan Hill Director of Public Services
Saeid Vaziry, Gilroy Environmental Program Manager

Date: 3/18/2025

California Regional Water Quality Control Board
Central Coast Region
Attn: Monitoring and Reporting Review Section
Sarah Bragg-Flavan
895 Aerovista Place, Suite 101
San Luis Obispo, CA 93401-7906

Dear Ms. Bragg-Flavan:

Facility Name: South County Regional Wastewater Authority
WDID Number: 3 430100001
WDR Order Number: R3-2017-0028
NPDES Permit Number: CA0049964

Contact Person: John Edgar
Job Title: Project Manager
Phone Number: (408) 848-0480
Address: 1500 Southside Drive
Gilroy, CA
95020

Type of Report: Monthly
Eff_Inf_Wet
Month: February

Year: 2025
Violation(s): No Yes

Concerning recycled water: Through the month of February, the UV system was not used. All recycled water was chlorinated with 12.5% sodium hypochlorite then dechlorinated using 25% Sodium Bisulfite.

In accordance with the Standard Provisions and Reporting Requirements, I certify under penalty of law that this document and all attachments were prepared under my direction or supervision following a system designed to assure that qualified personnel properly gather and evaluate the information submitted. Based on my knowledge of the person(s) who manage the system, or those directly responsible for data gathering, the information submitted is, to the best of my knowledge and belief, true, accurate, and complete. I am aware that there are significant penalties for submitting false information, including the possibility of fine and imprisonment.

If you have any questions or require additional information, please contact me at the number provided above.

Sincerely,



Name: John Edgar
Title: Project Manager

CC: Jimmy Forbis, SCRWA General Manager
Chris Ghione, Morgan Hill Director of Public Services
Saeid Vaziry, Gilroy Environmental Program Manager

September 11, 2024

Jimmy Forbis
South County Regional Wastewater Authority
7351 Rosanna Street Gilroy, CA 95020

Subject: Revised Monthly Recap of Expenses Project-to-Date May, 2024

Dear Jimmy,

The project-to-date financial information for May is portrayed in the Operations, Solids Disposal, and Electricity Categories for the Municipal Facility.

- May's total operating expenses amount to \$732,723
- Fiscal Year operating expenses amount to \$7,817,762

May 2024

Expense Categories	MAY		FY 2023-2024 to Date		Total Annual Budget	% of Annual Budget Expended
	ACTUAL	BUDGET	ACTUAL	BUDGET		
Direct Cost (Not including solids, repairs, PW)	\$ 288,466	\$ 288,809	\$3,331,876	\$3,388,602	\$ 3,747,980	89%
Indirect Cost, Overhead & Management Fee	\$ 87,871	\$ 87,871	\$ 966,577	\$ 966,577	\$ 1,054,447	92%
Prevailing Wage Certified Payroll	\$ 24,113	\$ 28,035	\$ 321,944	\$ 304,073	\$ 336,422	96%
Repairs	\$ 39,447	\$ 53,538	\$ 229,500	\$ 629,075	\$ 695,998	33%
Solids Handling and Transportation	\$ 100,965	\$ 139,781	\$1,279,565	\$1,537,594	\$ 1,677,375	76%
Electricity	\$ 191,863	\$ 157,953	\$1,688,301	\$1,713,183	\$ 1,895,436	89%
TOTAL	\$ 732,723	\$ 755,987	\$7,817,762	\$8,539,103	\$ 9,407,657	83%

Should there be any questions, please do not hesitate to contact me.

Regards,



John Edgar
Project Manager
via email

cc: Saeid Vaziry (email)
Erik May (email)
Stephen French (email)
Heath McMahon (email)
File



**Operations Management
and Facilities Services**
1500 Southside Dr.
Gilroy, CA 95020
O +1 408 848 0480
F +1 408 842 0873
www.jacobs.com

August 12, 2024

Jimmy Forbis
South County Regional Wastewater Authority
7351 Rosanna Street Gilroy, CA 95020

Subject: Monthly Recap of Expenses Project-to-Date June, 2024

Dear Jimmy,

The project-to-date financial information for July is portrayed in the Operations, Solids Disposal, and Electricity Categories for the Municipal Facility.

- June's total operating expenses amount to \$879,394
- Fiscal Year operating expenses amount to \$8,701,669

June 2024

Expense Categories	JUNE		FY 2023-2024 to Date		Total Annual Budget	% of Annual Budget Expended
	ACTUAL	BUDGET	ACTUAL	BUDGET		
Direct Cost (Not including solids, repairs, PW)	\$ 334,333	\$ 359,377	\$ 3,641,823	\$ 3,747,980	\$ 3,747,980	97%
Indirect Cost, Overhead & Management Fee	\$ 87,871	\$ 87,871	\$ 1,054,447	\$ 1,054,447	\$ 1,054,447	100%
Prevailing Wage Certified Payroll	\$ 49,514	\$ 28,035	\$ 395,843	\$ 336,422	\$ 336,422	118%
Repairs	\$ 66,885	\$ 66,923	\$ 296,385	\$ 695,998	\$ 695,998	43%
Solids Handling and Transportation	\$ 87,623	\$ 139,781	\$ 1,371,700	\$ 1,677,375	\$ 1,677,375	82%
Electricity	\$ 253,170	\$ 157,953	\$ 1,941,470	\$ 1,895,436	\$ 1,895,436	102%
TOTAL	\$ 879,394	\$ 839,940	\$ 8,701,669	\$ 9,407,657	\$ 9,407,657	92%

Should there be any questions, please do not hesitate to contact me.

Regards,

John Edgar
Project Manager
via email

cc: Saeid Vaziry (email)
Erik May (email)
Stephen French (email)
Heath McMahon (email)
File

September 3, 2024

Jimmy Forbis
South County Regional Wastewater Authority
7351 Rosanna Street Gilroy, CA 95020

Subject: Monthly Recap of Expenses Project-to-Date July, 2024

Dear Jimmy,

The project-to-date financial information for August is portrayed in the Operations, Solids Disposal, and Electricity Categories for the Municipal Facility.

- July's total operating expenses amount to \$584,314
- Fiscal Year operating expenses amount to \$584,314

July 2024

Expense Categories	JULY		FY 2024-2025 to Date		Total Annual Budget	% of Annual Budget Expended
	ACTUAL	BUDGET	ACTUAL	BUDGET		
Direct Cost (Not including solids, repairs, PW)	\$ 208,678	\$ 303,249	\$ 208,678	\$ 303,249	\$ 3,935,379	5%
Indirect Cost, Overhead & Management Fee	\$ 90,507	\$ 90,507	\$ 90,507	\$ 90,507	\$ 1,086,081	8%
Prevailing Wage Certified Payroll	\$ 27,979	\$ 29,437	\$ 27,979	\$ 27,173	\$ 353,243	8%
Repairs	\$ 6,876	\$ 56,215	\$ 6,876	\$ 56,215	\$ 730,798	1%
Solids Handling and Transportation	\$ 116,333	\$ 146,770	\$ 116,333	\$ 146,770	\$ 1,761,244	7%
Electricity	\$ 133,943	\$ 165,851	\$ 133,943	\$ 153,093	\$ 1,990,208	7%
TOTAL	\$ 584,314	\$ 792,029	\$ 584,314	\$ 777,007	\$ 9,856,951	6%

Should there be any questions, please do not hesitate to contact me.

Regards,



John Edgar
Project Manager
via email

cc: Saeid Vaziry (email)
Erik May (email)
Stephen French (email)
Heath McMahan (email)
File



**Operations Management
and Facilities Services**
1500 Southside Dr.
Gilroy, CA 95020
O +1 408 848 0480
F +1 408 842 0873
www.jacobs.com

October 16, 2024

Jimmy Forbis
South County Regional Wastewater Authority
7351 Rosanna Street Gilroy, CA 95020

Subject: Monthly Recap of Expenses Project-to-Date August, 2024

Dear Jimmy,

The project-to-date financial information for August is portrayed in the Operations, Solids Disposal, and Electricity Categories for the Municipal Facility.

- August's total operating expenses amount to \$698,622
- Fiscal Year operating expenses amount to \$1,282,936

August 2024

Expense Categories	AUGUST		FY 2024-2025 to Date		Total Annual Budget	% of Annual Budget Expended
	ACTUAL	BUDGET	ACTUAL	BUDGET		
Direct Cost (Not including solids, repairs, PW)	\$ 319,566	\$ 303,249	\$ 528,244	\$ 606,498	\$ 3,935,379	13%
Indirect Cost, Overhead & Management Fee	\$ 90,507	\$ 90,507	\$ 181,013	\$ 181,013	\$ 1,086,081	17%
Prevailing Wage Certified Payroll	\$ 28,547	\$ 29,437	\$ 56,525	\$ 54,345	\$ 353,243	16%
Repairs	\$ 25,914	\$ 56,215	\$ 32,789	\$ 112,430	\$ 730,798	4%
Solids Handling and Transportation	\$ 105,647	\$ 146,770	\$ 221,980	\$ 293,541	\$ 1,761,244	13%
Electricity	\$ 128,441	\$ 165,851	\$ 262,384	\$ 306,186	\$ 1,990,208	13%
TOTAL	\$ 698,622	\$ 792,029	\$ 1,282,936	\$ 1,554,014	\$ 9,856,951	13%

Should there be any questions, please do not hesitate to contact me.

Regards,

John Edgar
Project Manager
via email

cc: Saeid Vaziry (email)
Evelyn Weidman (email)
Stephen French (email)
Heath McMahon (email)
File

October 16, 2024

Jimmy Forbis
South County Regional Wastewater Authority
7351 Rosanna Street Gilroy, CA 95020

Subject: Monthly Recap of Expenses Project-to-Date September, 2024

Dear Jimmy,

The project-to-date financial information for September is portrayed in the Operations, Solids Disposal, and Electricity Categories for the Municipal Facility.

- September's total operating expenses amount to \$813,930
- Fiscal Year operating expenses amount to \$2,096,866

September 2024

Expense Categories	SEPTEMBER		FY 2023-2024 to Date		Total Annual Budget	% of Annual Budget Expended
	ACTUAL	BUDGET	ACTUAL	BUDGET		
Direct Cost (Not including solids, repairs, PW)	\$ 463,393	\$ 377,346	\$ 992,170	\$ 983,845	\$ 3,935,379	25%
Indirect Cost, Overhead & Management Fee	\$ 90,507	\$ 90,507	\$ 271,520	\$ 271,520	\$ 1,086,081	25%
Prevailing Wage Certified Payroll	\$ 24,354	\$ 29,437	\$ 80,347	\$ 88,311	\$ 353,243	23%
Repairs	\$ 39,516	\$ 70,269	\$ 72,305	\$ 182,699	\$ 730,798	10%
Solids Handling and Transportation	\$ 108,547	\$ 146,770	\$ 330,527	\$ 440,311	\$ 1,761,244	19%
Electricity	\$ 87,612	\$ 165,851	\$ 349,996	\$ 497,552	\$ 1,990,208	18%
TOTAL	\$ 813,930	\$ 880,180	\$ 2,096,866	\$ 2,464,238	\$ 9,856,951	21%

Should there be any questions, please do not hesitate to contact me.

Regards,



John Edgar
Project Manager
via email

cc: Saeid Vaziry (email)
Evelyn Weidman (email)
Stephen French (email)
Heath McMahon (email)
File

November 19, 2024

Jimmy Forbis
South County Regional Wastewater Authority
7351 Rosanna Street Gilroy, CA 95020

Subject: Monthly Recap of Expenses Project-to-Date October, 2024

Dear Jimmy,

The project-to-date financial information for October is portrayed in the Operations, Solids Disposal, and Electricity Categories for the Municipal Facility.

- October's total operating expenses amount to \$698,109
- Fiscal Year operating expenses amount to \$2,794,974

October 2024

Expense Catagories	OCTOBER		FY 2023-2024 to Date		Total Annual Budget	% of Annual Budget Expended
	ACTUAL	BUDGET	ACTUAL	BUDGET		
Direct Cost (Not including solids, repairs, PW)	\$ 325,578	\$ 303,249	\$ 1,317,215	\$ 1,287,094	\$ 3,935,379	33%
Indirect Cost, Overhead & Management Fee	\$ 90,507	\$ 90,507	\$ 362,027	\$ 362,027	\$ 1,086,081	33%
Prevailing Wage Certified Payroll	\$ 34,805	\$ 29,437	\$ 115,685	\$ 115,483	\$ 353,243	33%
Repairs	\$ 33,061	\$ 56,215	\$ 105,366	\$ 238,915	\$ 730,798	14%
Solids Handling and Transportation	\$ 118,482	\$ 146,770	\$ 449,009	\$ 587,081	\$ 1,761,244	25%
Electricity	\$ 95,676	\$ 165,851	\$ 445,672	\$ 650,645	\$ 1,990,208	22%
TOTAL	\$ 698,109	\$ 792,029	\$ 2,794,974	\$ 3,241,245	\$ 9,856,951	28%

Should there be any questions, please do not hesitate to contact me.

Regards,



John Edgar
Project Manager
via email

cc: Saeid Vaziry (email)
Evelyn Weidman (email)
Stephen French (email)
Heath McMahan (email)
File

December 20, 2024

Jimmy Forbis
South County Regional Wastewater Authority
7351 Rosanna Street Gilroy, CA 95020

Subject: Monthly Recap of Expenses Project-to-Date November, 2024

Dear Jimmy,

The project-to-date financial information for November is portrayed in the Operations, Solids Disposal, and Electricity Categories for the Municipal Facility.

- November's total operating expenses amount to \$545,935
- Fiscal Year operating expenses amount to \$3,236,370

November 2024

Expense Categories	NOVEMBER		FY 2023-2024 to Date		Total Annual Budget	% of Annual Budget Expended
	ACTUAL	BUDGET	ACTUAL	BUDGET		
Direct Cost (Not including solids, repairs, PW)	\$ 208,234	\$ 303,249	\$ 1,420,910	\$ 1,590,343	\$ 3,935,379	36%
Indirect Cost, Overhead & Management Fee	\$ 90,507	\$ 90,507	\$ 452,534	\$ 452,534	\$ 1,086,081	42%
Prevailing Wage Certified Payroll	\$ 23,677	\$ 29,437	\$ 139,361	\$ 142,656	\$ 353,243	39%
Repairs	\$ 14,406	\$ 56,215	\$ 119,772	\$ 295,130	\$ 730,798	16%
Solids Handling and Transportation	\$ 123,499	\$ 146,770	\$ 572,509	\$ 733,852	\$ 1,761,244	33%
Electricity	\$ 85,612	\$ 165,851	\$ 531,284	\$ 803,738	\$ 1,990,208	27%
TOTAL	\$ 545,935	\$ 792,029	\$ 3,236,370	\$ 4,018,252	\$ 9,856,951	33%

Should there be any questions, please do not hesitate to contact me.

Regards,



John Edgar
Project Manager
via email

- cc: Saeid Vaziry (email)
Evelyn Weidman (email)
Jade Njo (email)
Stephen French (email)
Heath McMahon (email)

February 18, 2025

Jimmy Forbis
South County Regional Wastewater Authority
7351 Rosanna Street Gilroy, CA 95020

Subject: Monthly Recap of Expenses Project-to-Date December, 2024

Dear Jimmy,

The project-to-date financial information for December is portrayed in the Operations, Solids Disposal, and Electricity Categories for the Municipal Facility.

- December's total operating expenses amount to \$833,293
- Fiscal Year operating expenses amount to \$4,072,674

December 2024

Expense Catagories	DECEMBER		FY 2023-2024 to Date		Total Annual Budget	% of Annual Budget Expended
	ACTUAL	BUDGET	ACTUAL	BUDGET		
Direct Cost (Not including solids, repairs, PW)	\$ 484,540	\$ 377,346	\$ 1,905,450	\$ 1,967,689	\$ 3,935,379	48%
Indirect Cost, Overhead & Management Fee	\$ 90,507	\$ 90,507	\$ 543,040	\$ 543,040	\$ 1,086,081	50%
Prevailing Wage Certified Payroll	\$ 23,722	\$ 29,437	\$ 163,084	\$ 176,621	\$ 353,243	46%
Repairs	\$ 31,893	\$ 70,269	\$ 151,665	\$ 365,399	\$ 730,798	21%
Solids Handling and Transportation	\$ 136,144	\$ 146,770	\$ 708,652	\$ 880,622	\$ 1,761,244	40%
Electricity	\$ 66,487	\$ 165,851	\$ 600,783	\$ 995,104	\$ 1,990,208	30%
TOTAL	\$ 833,293	\$ 880,180	\$ 4,072,674	\$ 4,928,476	\$ 9,856,951	41%

Should there be any questions, please do not hesitate to contact me.

Regards,



John Edgar
Project Manager
via email

cc: Saeid Vaziry (email)
Evelyn Weidman (email)
Stephen French (email)
Heath McMahan (email)
File

February 14, 2025

Jimmy Forbis
South County Regional Wastewater Authority
7351 Rosanna Street Gilroy, CA 95020

Subject: Monthly Recap of Expenses Project-to-Date January, 2025

Dear Jimmy,

The project-to-date financial information for January is portrayed in the Operations, Solids Disposal, and Electricity Categories for the Municipal Facility.

- January's total operating expenses amount to \$652,022
- Fiscal Year operating expenses amount to \$4,724,697

January 2025

Expense Catagories	JANUARY		FY 2023-2024 to Date		Total Annual Budget	% of Annual Budget Expended
	ACTUAL	BUDGET	ACTUAL	BUDGET		
Direct Cost (Not including solids, repairs, PW)	\$ 290,716	\$ 303,249	\$ 2,196,166	\$ 2,270,939	\$ 3,935,379	56%
Indirect Cost, Overhead & Management Fee	\$ 90,507	\$ 90,507	\$ 633,547	\$ 633,547	\$ 1,086,081	58%
Prevailing Wage Certified Payroll	\$ 28,349	\$ 29,437	\$ 191,433	\$ 203,794	\$ 353,243	54%
Repairs	\$ 42,873	\$ 56,215	\$ 194,539	\$ 421,614	\$ 730,798	27%
Solids Handling and Transportation	\$ 135,843	\$ 146,770	\$ 844,495	\$ 1,027,392	\$ 1,761,244	48%
Electricity	\$ 63,734	\$ 165,851	\$ 664,517	\$ 1,148,197	\$ 1,990,208	33%
TOTAL	\$ 652,022	\$ 792,029	\$ 4,724,697	\$ 5,705,483	\$ 9,856,951	48%

Should there be any questions, please do not hesitate to contact me.

Regards,



John Edgar
Project Manager
via email

cc: Saeid Vaziry (email)
Evelyn Weidman (email)
Stephen French (email)
Heath McMahan (email)
File

March 20, 2025

Jimmy Forbis
South County Regional Wastewater Authority
7351 Rosanna Street Gilroy, CA 95020

Subject: Monthly Recap of Expenses Project-to-Date February, 2025

Dear Jimmy,

The project-to-date financial information for February is portrayed in the Operations, Solids Disposal, and Electricity Categories for the Municipal Facility.

- February's total operating expenses amount to \$694,805
- Fiscal Year operating expenses amount to \$5,419,501

February 2025

Expense Categories	FEBRUARY		FY 2023-2024 to Date		Total Annual Budget	% of Annual Budget Expended
	ACTUAL	BUDGET	ACTUAL	BUDGET		
Direct Cost (Not including solids, repairs, PW)	\$ 355,948	\$ 303,249	\$ 2,552,114	\$ 2,574,188	\$ 3,935,379	65%
Indirect Cost, Overhead & Management Fee	\$ 90,507	\$ 90,507	\$ 724,054	\$ 724,054	\$ 1,086,081	67%
Prevailing Wage Certified Payroll	\$ 18,897	\$ 29,437	\$ 210,330	\$ 230,966	\$ 353,243	60%
Repairs	\$ 20,963	\$ 56,215	\$ 215,502	\$ 477,829	\$ 730,798	29%
Solids Handling and Transportation	\$ 141,755	\$ 146,770	\$ 986,251	\$ 1,174,163	\$ 1,761,244	56%
Electricity	\$ 66,734	\$ 165,851	\$ 731,251	\$ 1,301,290	\$ 1,990,208	37%
TOTAL	\$ 694,805	\$ 792,029	\$ 5,419,501	\$ 6,482,490	\$ 9,856,951	55%

Should there be any questions, please do not hesitate to contact me.

Regards,



John Edgar
Project Manager
via email

cc: Heath McMahon (email)
Jade Njo (email)
Stephen French (email)
File



Operations Management
and Facilities Services

1500 Southside Dr.
Gilroy, CA 95020
O +1 408 848 0480
F +1 408 842 0873
www.jacobs.com

June 10, 2024

Sally Lee
Santa Clara Dept. of Environmental Services
1555 Berger Drive, Bldg. 2, Suite 300
San Jose, CA 95112-2716

Re: Septage Disposal - May 2024

Dear Ms. Lee,

Attached is the Septage Disposal Report for the SCRWA facility which shows monthly volume and fees, and haulers daily volume summary.

Sincerely,

Kerry Edmonds

Kerry Edmonds
Project Assistant
Jacobs – Gilroy/Morgan Hill

via email: sally.lee@cep.sccgov.org
swpadmin@cep.sccgov.org
jimmy.forbis@ci.gilroy.ca.us
john.edgar@jacobs.com

cc: File 16.12

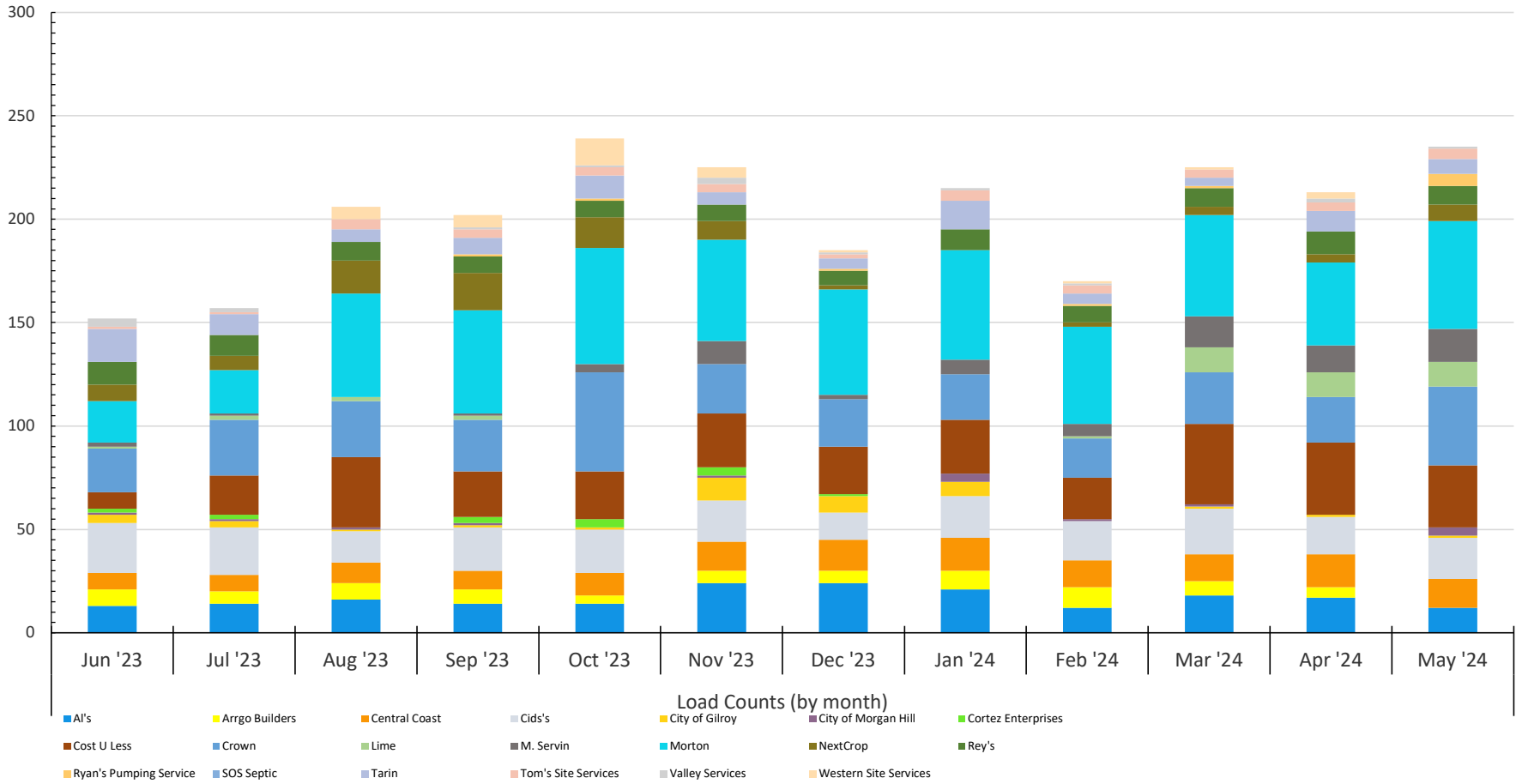
Monthly Septage Summary

May 2024

Date	Als Septic	Arrgo Builders	Central Coast Services	Cids Septage	Cortez Enterprises	Cost U Less	Crown Sanitation	Lime Site Services	M. Servin Portable Toilets	Morton Septic	NextCrop	Reys	Ryans Pumping Service	SOS Septic	Tarin Septic Services	Toms Site Services	Valley Services	Western Site Services	City of Gilroy	City of Morgan Hill
1						400	900		360	2,750						444				
2	1,200		210			400	400	1,300		3,450		150			1,200					
3			140			1,200	1,100	2,050		3,750	400		1,500		2,700					
4																				
5																				
6	1,500		260			400		600	370	3,450			3,000							
7			120			800	500			3,300		175					800			100
8	1,500					400	850		360	5,450		200				504				
9	1,800					800	150			3,750										
10	2,700		240				900			2,450	400		1,500		1,200					
11									330											
12																				
13	3,360			2,000		1,200	300	1,250		5,450										
14	2,200		290	1,200			750		370	2,450		125								300
15				1,200		400	300		350	3,700					1,200	444				
16			280	2,200				600		2,200									50	
17			220	1,750		400	450			2,750	400	150								
18									350											
19																				
20						1,200	300			1,200										
21			160	1,000		800	1,450	500	765	2,400		175	3,500		1,200					100
22				800		400	950		740	2,750	400					444				
23			280	1,000		400	500	600		1,500		175	1,500							
24	3,000			1,200		900	1,150	500	380	2,250					1,200					
25																				
26																				
27									370											
28	1,500		270	1,950		900	2,250		380	4,950	400	175								
29	2,700			1,850			1,225		800	1,250		175				444				
30			340	2,000		400			785	2,200										
31			175	2,000		800	1,000			1,300	1,200									
Total GAL	21,460		2,985	20,150		12,200	15,425	7,400	6,710	64,700	3,200	1,500	11,000		8,700	2,280	800		50	500
Total \$	3,219.00		447.75	3,022.50		1,830.00	2,313.75	1,110.00	1,006.50	9,705.00	480.00	225.00	1,650.00		1,305.00	342.00	120.00			

Total Billable Gallons: 178,510.00
Total Billable Amount: \$26,776.50

Load Counts (by month)





Operations Management
and Facilities Services

1500 Southside Dr.
Gilroy, CA 95020
O +1 408 848 0480
F +1 408 842 0873
www.jacobs.com

July 8, 2024

Sally Lee
Santa Clara Dept. of Environmental Services
1555 Berger Drive, Bldg. 2, Suite 300
San Jose, CA 95112-2716

Re: Septage Disposal - June 2024

Dear Ms. Lee,

Attached is the Septage Disposal Report for the SCRWA facility which shows monthly volume and fees, and haulers daily volume summary.

Sincerely,

Kerry Edmonds

Kerry Edmonds
Project Assistant
Jacobs – Gilroy/Morgan Hill

via email: sally.lee@cep.sccgov.org
swpadmin@cep.sccgov.org
jimmy.forbis@ci.gilroy.ca.us
john.edgar@jacobs.com

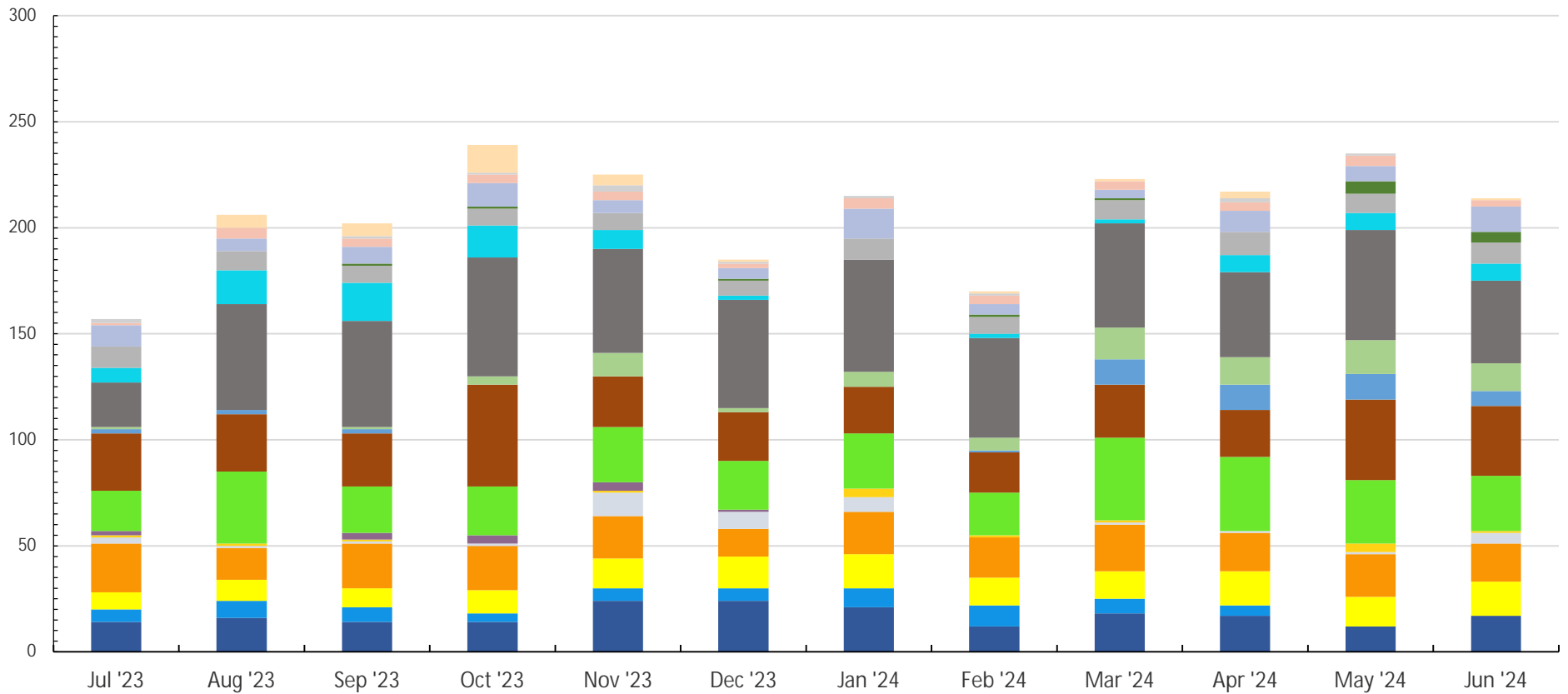
cc: File 16.12

June 2024

Date	Als Septic	Arrgo Builders	Central Coast Services	Cids Septage	Cortez Enterprises	Cost U Less	Crown Sanitation	Lime Site Services	M. Servin Portable Toilets	Morton Septic	NextCrop	Reys	Ryans Pumping Service	SOS Septic	Tarin Septic Services	Toms Site Services	Valley Services	Western Site Services	City of Gilroy	City of Morgan Hill
1												175								
2									820											
3	3,600		240			1,700	400			5,000					1,500					
4				2,000		400	650		1,215	2,450		200	1,500							
5	3,500		175	1,200		800	800		850	2,700	400				1,200	384			500	
6	1,500		140	500		800			695			175								
7	1,200					400	550			3,700			1,500		1,000				200	
8									850											
9																				
10	4,360		165			500	400			3,700										
11				2,400		900	150		440	2,050	400	175							600	
12	1,800		505	1,500		400	900			2,750		175			1,500				100	
13	1,000						150	350		5,900					1,500					
14	3,000		140	1,000		800	1,100	1,200			400				1,200			500		
15																				
16																				
17				1,000		400	1,200			1,200					1,200	384				100
18				1,200		400	150	1,200	1,730	1,000		175	1,500							
19			365	500		900	1,350			2,500	400				1,500					
20							150		680	2,400		175								
21		565	1,200	400		500	400	600		2,450			1,500		1,200					
22									820											
23																				
24	4,000		175			900	400			1,200										
25			290	1,000			150		370	1,200	400	175							70	
26			165	1,200		500	900			2,200	1,200	200	1,500		2,400	384				
27				1,200		800	450			2,200					1,500					
28	2,000		290	1,000			900		230	2,250		175								
29																				
30								600												
Total GAL	29,160		2,770	17,500		11,100	11,150	3,950	8,700	46,850	3,200	1,800	7,500		15,700	1,152		500	1,470	100
Total \$	4,374.00		415.50	2,625.00		1,665.00	1,672.50	592.50	1,305.00	7,027.50	480.00	270.00	1,125.00		2,355.00	172.80		75.00		

Total Billable Gallons: 161,032.00
Total Billable Amount: \$24,154.80

Load Counts (by month)



- AI's
- Arrgo Builders
- Central Coast
- Cid's
- City of Gilroy
- City of Morgan Hill
- Cortez Enterprises
- Cost U Less
- Crown
- Lime
- M. Servin
- Morton
- NextCrop
- Rey's
- Ryan's Pumping Service
- SOS Septic
- Tarin
- Tom's Site Services
- Valley Services
- Western Site Services



Operations Management
and Facilities Services

1500 Southside Dr.
Gilroy, CA 95020
O +1 408 848 0480
F +1 408 842 0873
www.jacobs.com

August 15, 2024

Sally Lee
Santa Clara Dept. of Environmental Services
1555 Berger Drive, Bldg. 2, Suite 300
San Jose, CA 95112-2716

Re: Septage Disposal - July 2024

Dear Ms. Lee,

Attached is the Septage Disposal Report for the SCRWA facility which shows monthly volume and fees, and haulers daily volume summary.

Sincerely,

Kerry Edmonds

Kerry Edmonds
Project Assistant
Jacobs – Gilroy/Morgan Hill

via email: sally.lee@cep.sccgov.org
swpadmin@cep.sccgov.org
jimmy.forbis@ci.gilroy.ca.us
john.edgar@jacobs.com

cc: File 16.12

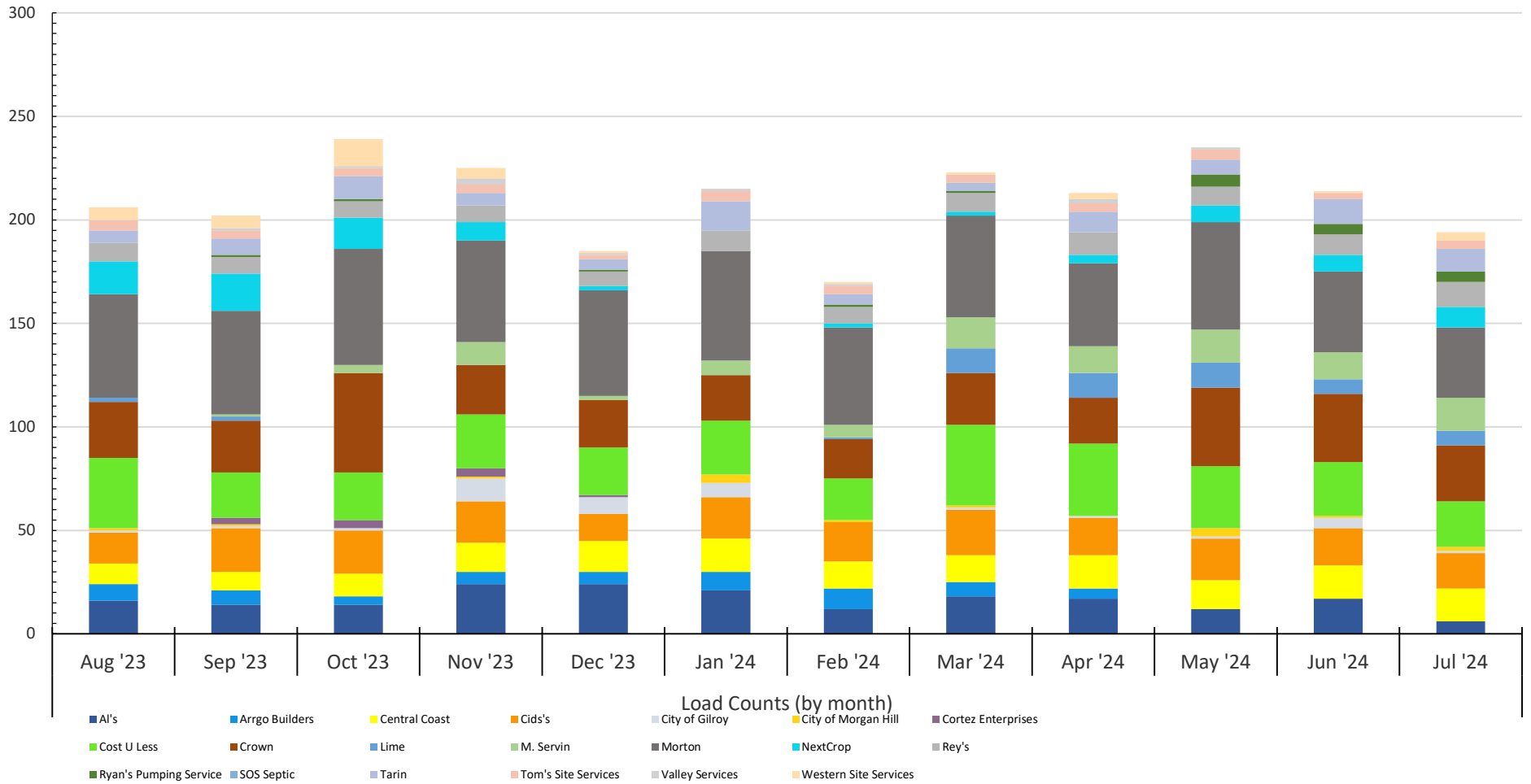
Monthly Septage Summary

July 2024

Date	Als Septic	Argo Builders	Central Coast Services	Cids Septage	Cortez Enterprises	Cost U Less	Crown Sanitation	Lime Site Services	M. Servin Portable Toilets	Morton Septic	NextCrop	Reys	Ryans Pumping Service	SOS Septic	Tarin Septic Services	Toms Site Services	Valley Services	Western Site Services	City of Gilroy	City of Morgan Hill
1				1,200		1,300		500		2,000					1,200					100
2			200	1,750		400	850		360	2,250	400	200								
3			245	1,700			300			1,000		150	1,000		1,200	384		500		
4																				
5							700			2,200	400									
6																				
7																				
8				1,200			300	1,300	810	1,200		200	1,200							
9				1,700			1,210		390	1,200		175								
10			385	1,000						2,200	400									
11				2,200			350	200		2,500		200	1,500			384				
12			90	500		900	600			1,300					1,200					
13																				
14																				
15			240			800	350			2,200	400				1,500					
16				1,700		500	1,750		1,160	2,200	800	175						500		
17			235			500	400		800	800		100				384				
18						500			750	2,200	400	100								
19			405	500		400	500			2,200					2,400					
20									790											
21																				
22	4,000		240			400	350		360	2,200	400	150			1,500					100
23				1,200		900	1,300		1,575	2,200		200			1,200			400		
24	1,500		350	500		400	400			1,200			1,500			384				
25						500		400	715	1,200	400	200	1,500		1,500					
26			365				625	450	705	2,450										
27									765											
28																				
29						900	350		345	2,250	400				1,200					
30	5,200					900	550	650	795	1,500		150							20	
31			380			400	225								1,000			2,000		
Total GAL	10,700		3,135	15,150		9,700	11,110	3,500	10,320	38,450	4,000	2,000	6,700		13,900	1,536		3,400	20	200
Total \$	1,605.00		470.25	2,272.50		1,455.00	1,666.50	525.00	1,548.00	5,767.50	600.00	300.00	1,005.00		2,085.00	230.40		510.00		

Total Billable Gallons: 133,601.00
Total Billable Amount: \$20,040.15

Load Counts (by month)





Operations Management
and Facilities Services

1500 Southside Dr.

Gilroy, CA 95020

O +1 408 848 0480

F +1 408 842 0873

www.jacobs.com

September 6, 2024

Sally Lee
Santa Clara Dept. of Environmental Services
1555 Berger Drive, Bldg. 2, Suite 300
San Jose, CA 95112-2716

Re: Septage Disposal - August 2024

Dear Ms. Lee,

Attached is the Septage Disposal Report for the SCRWA facility which shows monthly volume and fees, and haulers daily volume summary.

Sincerely,

Kerry Edmonds

Kerry Edmonds
Project Assistant
Jacobs – Gilroy/Morgan Hill

via email: sally.lee@cep.sccgov.org
swpadmin@cep.sccgov.org
jimmy.forbis@ci.gilroy.ca.us
john.edgar@jacobs.com

cc: File 16.12

Monthly Septage Summary

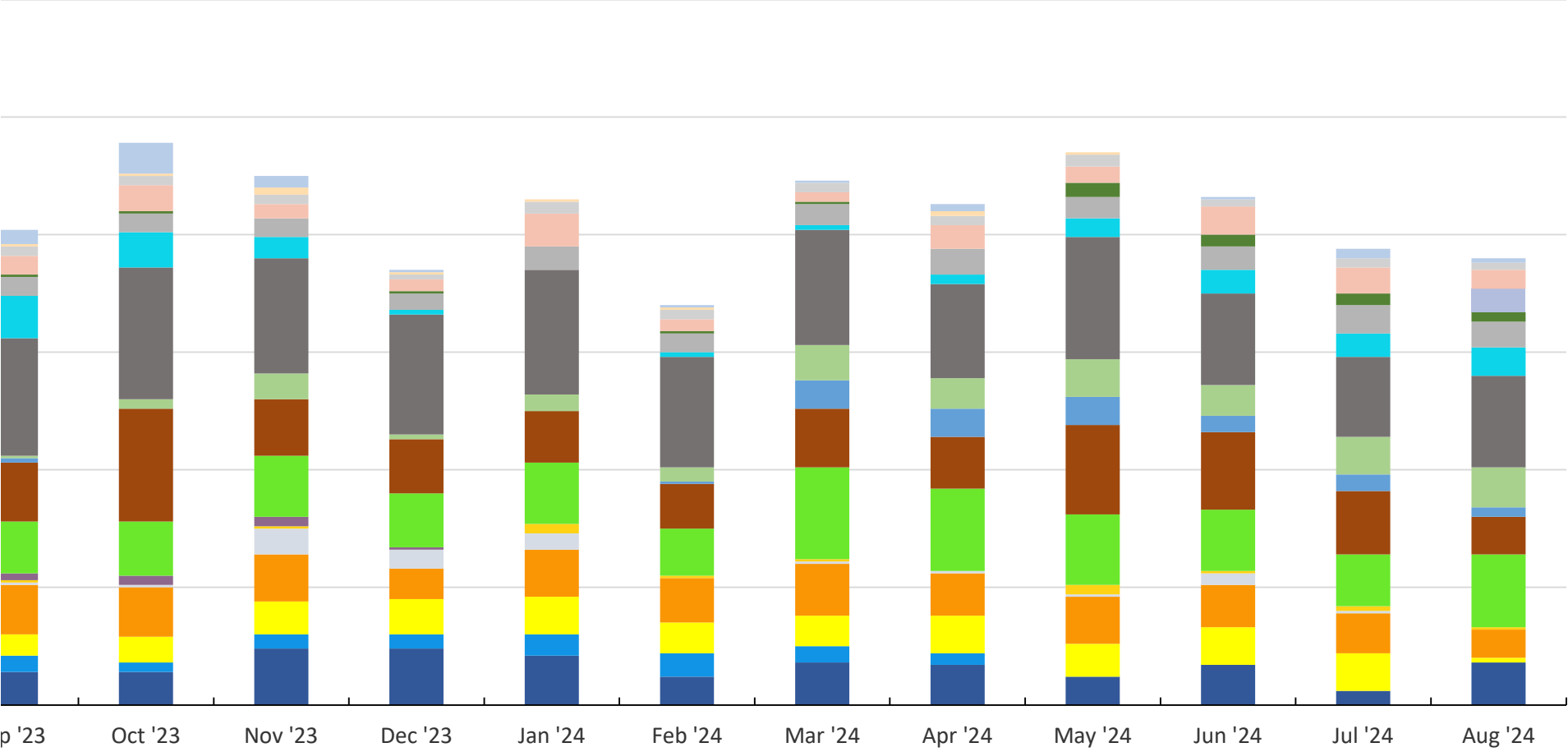
August 2024

Date	Als Septic	Argo Builders	Central Coast Services	Cids Septage	Cortez Enterprises	Cost U Less	Crown Sanitation	Lime Site Services	M. Servin Portable Toilets	Morton Septic	NextCrop	Reys	Ryans Pumping Service	SOS Septic	Superior Sanitation	Tarin Septic Services	Toms Site Services	Valley Services	Western Site Services	City of Gilroy	City of Morgan Hill	
1	1,500					1,300		600		1,200		175										
2	1,500									2,750	400		1,500									
3									375													
4																						
5	4,860					900	350		825	2,800	400											
6						900	1,700		820	1,000		175	1,500			1,200						
7				1,200						2,500		200										
8						500			770	2,700	400		1,500									
9	2,000					900	600			1,200		175				1,000						
10																						
11																						
12	4,860			1,200		900	372		340	2,750	400											
13	3,360						1,250		755	3,900	400	175				1,200						
14	4,800					800	275			3,350							516					
15	6,000					900				1,800	400	200										
16						400	325			1,000						1,200						
17									385													
18																						
19				1,200		400			360	2,400	400	175										100
20	5,360		250	2,200		1,000		650	1,575	1,000	400	175		800	2,700				400			
21	1,500		200	1,200		900	925		660	1,200				400			516					
22				500			500		790	1,000	400											
23				2,200		400				2,200		175				1,200						
24																						
25																						
26	1,000			1,000		1,300	400		380	2,250	800		1,500		2,000							
27				1,200		900			1,695	2,700		175			400							
28						400	275	600		3,900					800		588					
29	3,300								835	1,200	400	175								1,000		
30				500		1,000	300	300		2,700					800	1,200						
31																						
Total GAL	40,040		450	12,400		13,800	7,272	2,150	10,565	47,500	4,800	1,975	6,000		5,200	9,700	1,620		1,400		100	
Total \$	6,006.00		67.50	1,860.00		2,070.00	1,090.80	322.50	1,584.75	7,125.00	720.00	296.25	900.00		780.00	1,455.00	243.00		210.00			

Total Billable Gallons: 164,872.00

Total Billable Amount: \$24,730.80

Load Counts (by month)



- Al's
- Cortez Enterprises
- NextCrop
- Tom's Site Services
- Arrgo Builders
- Cost U Less
- Rey's
- Valley Services
- Central Coast
- Crown
- Cids's
- Lime
- M. Servin
- Ryan's Pumping Service
- SOS Septic
- Western Site Services
- City of Gilroy
- City of Morgan Hill
- Morton
- Superior Sanitation
- Tarin



Operations Management
and Facilities Services

1500 Southside Dr.
Gilroy, CA 95020
O +1 408 848 0480
F +1 408 842 0873
www.jacobs.com

October 7, 2024

Sally Lee
Santa Clara Dept. of Environmental Services
1555 Berger Drive, Bldg. 2, Suite 300
San Jose, CA 95112-2716

Re: Septage Disposal - September 2024

Dear Ms. Lee,

Attached is the Septage Disposal Report for the SCRWA facility which shows monthly volume and fees, and haulers daily volume summary.

Sincerely,

Kerry Edmonds

Kerry Edmonds
Project Assistant
Jacobs – Gilroy/Morgan Hill

via email: sally.lee@cep.sccgov.org
swpadmin@cep.sccgov.org
jimmy.forbis@ci.gilroy.ca.us
john.edgar@jacobs.com

cc: File 16.12

Monthly Septage Summary

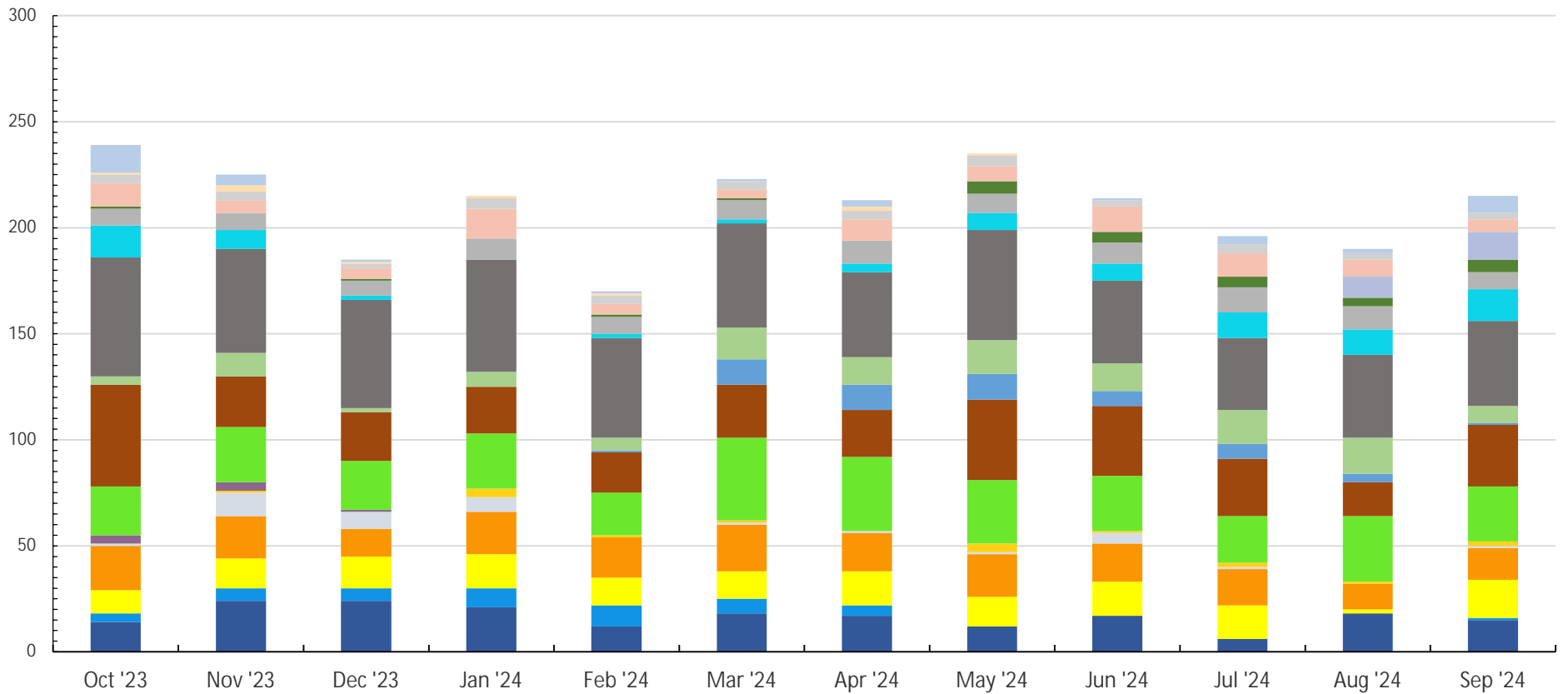
September 2024

Date	Als Septic	Arrgo Builders	Central Coast Services	Cids Septage	Cost U Less	Crown Sanitation	Lime Site Services	M. Servin Portable Toilets	Morton Septic	NextCrop	Reys	Ryans Pumping Service	Superior Sanitation	Tarin Septic Services	Toms Site Services	Western Site Services	City of Gilroy	City of Morgan Hill
1																		
2																		
3	1,904			750	900	800		895	3,950				400			400		
4	1,200		430	1,000		250		880	1,300	800	200							
5	1,500			1,500		400			2,450		175		400			1,000		
6	1,500		235	500	900	600			3,700		200		200					
7																		
8																		
9	6,720		500	1,200		150			3,700	400								100
10	1,200		170		1,000	870		835	1,250	400	175		800	1,000		400		
11			430			375			2,000				200		660		200	
12	3,000				400	175			2,400	400	175			1,200		1,000		
13			240		900	1,100			1,310	400		3,000	800	1,200				
14								610										
15																		
16	3,360			1,000	400	275			3,750	400			800	1,500				
17	1,500		245	1,200	1,400	800		770	1,250	400	175					400		
18			170	1,200	900	425			2,450			1,500		1,200	660			
19	1,000		240	500				885	1,250	400	200		750			1,000		
20			230	1,500	400	900			2,750	400			800	1,200				
21																		
22																		
23	1,500		395	1,200	900	650			5,450	400	200		200					100
24	1,500	750		1,000	400	600		875		400			800			400		
25				1,000	1,300	250			2,250			1,200			660			
26	1,500			500	1,000	650	600	875	2,200	400						1,000		
27			240	1,200		200			2,550	400		1,200	800					
28																		
29																		
30	1,500		440		900	950			4,250	400		1,200						
Total GAL	28,884	750	3,965	15,250	11,700	10,420	600	6,625	50,210	6,000	1,500	8,100	6,950	7,300	1,980	5,600	200	200
Total \$	4,332.60	112.50	594.75	2,287.50	1,755.00	1,563.00	90.00	993.75	7,531.50	900.00	225.00	1,215.00	1,042.50	1,095.00	297.00	840.00		

Total Billable Gallons: 165,834.00

Total Billable Amount: \$24,875.10

Load Counts (by month)



- AI's
- Arrgo Builders
- Central Coast
- Cid's
- City of Gilroy
- City of Morgan Hill
- Cortez Enterprises
- Cost U Less
- Crown
- Lime
- M. Servin
- Morton
- NextCrop
- Rey's
- Ryan's Pumping Service
- SOS Septic
- Superior Sanitation
- Tarin
- Tom's Site Services
- Valley Services
- Western Site Services



Operations Management
and Facilities Services

1500 Southside Dr.
Gilroy, CA 95020
O +1 408 848 0480
F +1 408 842 0873
www.jacobs.com

November 15, 2024

Sally Lee
Santa Clara Dept. of Environmental Services
1555 Berger Drive, Bldg. 2, Suite 300
San Jose, CA 95112-2716

Re: Septage Disposal - October 2024

Dear Ms. Lee,

Attached is the Septage Disposal Report for the SCRWA facility which shows monthly volume and fees, and haulers daily volume summary.

Sincerely,

Kerry Edmonds

Kerry Edmonds
Project Assistant
Jacobs – Gilroy/Morgan Hill

via email: sally.lee@cep.sccgov.org
swpadmin@cep.sccgov.org
jimmy.forbis@ci.gilroy.ca.us
john.edgar@jacobs.com

cc: File 16.12

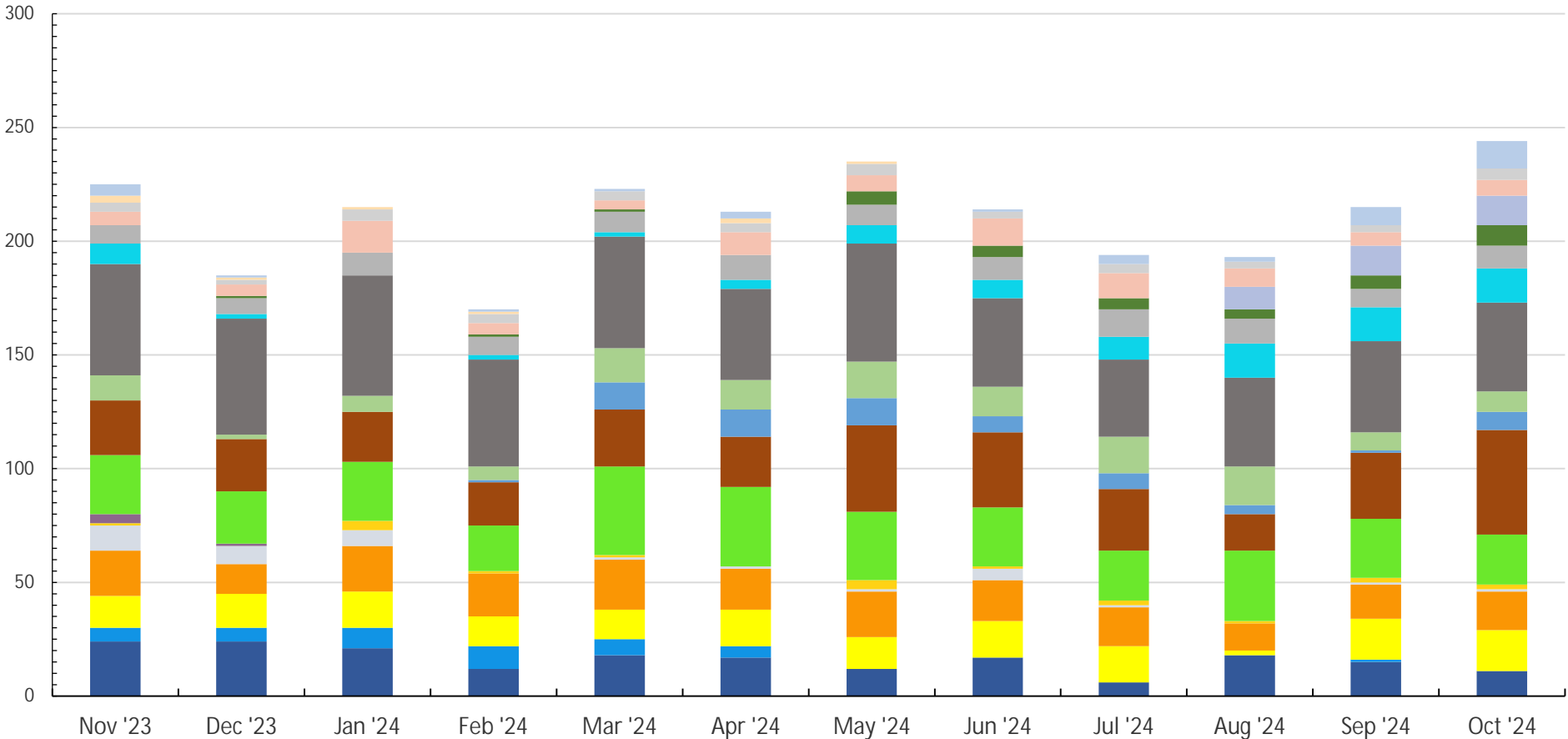
Monthly Septage Summary

October 2024

Date	Als Septic	Arrgo Builders	Central Coast Services	Cids Septage	Cortez Enterprises	Cost U Less	Crown Sanitation	Lime Site Services	M. Servin Portable Toilets	Morton Septic	NextCrop	Reys	Ryans Pumping Service	SOS Septic	Superior Sanitation	Tarin Septic Services	Toms Site Services	Valley Services	Western Site Services	City of Gilroy	City of Morgan Hill
1				1,200			275		1,255	2,250	800	200			800	1,200					
2	4,860		235			900	1,175			1,200							660				
3			200			500	200	500	870	1,250	400	200			250	1,500			1,000		
4			235	500		500	1,325			2,800	400		1,500		1,100	1,200					
5																					
6																					
7	1,000		225			500	750			3,950	400	175									100
8				1,200		800	1,100		850						800						
9			235				400			1,300		200			300	1,200	660				
10			240	1,200			500			2,500		175			500				2,000		
11			235	500			790	1,000		2,450	400										
12									410							1,000					
13																					
14	2,500		220	1,200			2,250	600		2,500	400		1,500								
15				1,200			850		880	2,700		175	1,500		800				400		
16	1,500		225	2,400			925			1,250			1,200				732				
17						400	950			2,200	400		1,500		400				2,000		
18			485			400	1,200	600		2,450	400	175			500						
19																					
20																					
21	6,720		280			500	1,700			2,700			1,500		400						100
22			220	1,200		500	1,100			4,250	400	200	1,500						400	1,000	
23			235				925			3,000							732		3,400		
24	1,500			2,000		400	650	400	815		400	200	2,500						4,600		
25			230	350		400	1,525								800	1,200					
26																					
27																					
28	2,904		155			1,500	250		360	6,650	400										
29				2,400		800	350	900		1,300	400	175			800				400		
30			560	1,000		1,700			830	1,250	800						660		3,400		
31	1,600			800			400	400		1,300						1,200			550		
Total GAL	22,584		4,215	17,150		9,800	19,590	4,400	6,270	49,250	6,000	1,875	12,700		7,450	8,500	3,444		18,150	1,000	200
Total \$	3,387.60		632.25	2,572.50		1,470.00	2,938.50	660.00	940.50	7,387.50	900.00	281.25	1,905.00		1,117.50	1,275.00	516.60		2,722.50		

Total Billable Gallons: 191,378.00
Total Billable Amount: \$28,706.70

Load Counts (by month)



- Al's
- Arrgo Builders
- Central Coast
- Cids's
- City of Gilroy
- City of Morgan Hill
- Cortez Enterprises
- Cost U Less
- Crown
- Lime
- M. Servin
- Morton
- NextCrop
- Rey's
- Ryan's Pumping Service
- SOS Septic
- Superior Sanitation
- Tarin
- Tom's Site Services
- Valley Services
- Western Site Services



Operations Management
and Facilities Services

1500 Southside Dr.
Gilroy, CA 95020
O +1 408 848 0480
F +1 408 842 0873
www.jacobs.com

December 18, 2024

Sally Lee
Santa Clara Dept. of Environmental Services
1555 Berger Drive, Bldg. 2, Suite 300
San Jose, CA 95112-2716

Re: Septage Disposal - November 2024

Dear Ms. Lee,

Attached is the Septage Disposal Report for the SCRWA facility which shows monthly volume and fees, and haulers daily volume summary.

Sincerely,

Kerry Edmonds

Kerry Edmonds
Project Assistant
Jacobs – Gilroy/Morgan Hill

via email: sally.lee@cep.sccgov.org
swpadmin@cep.sccgov.org
jimmy.forbis@ci.gilroy.ca.us
john.edgar@jacobs.com

cc: File 16.12

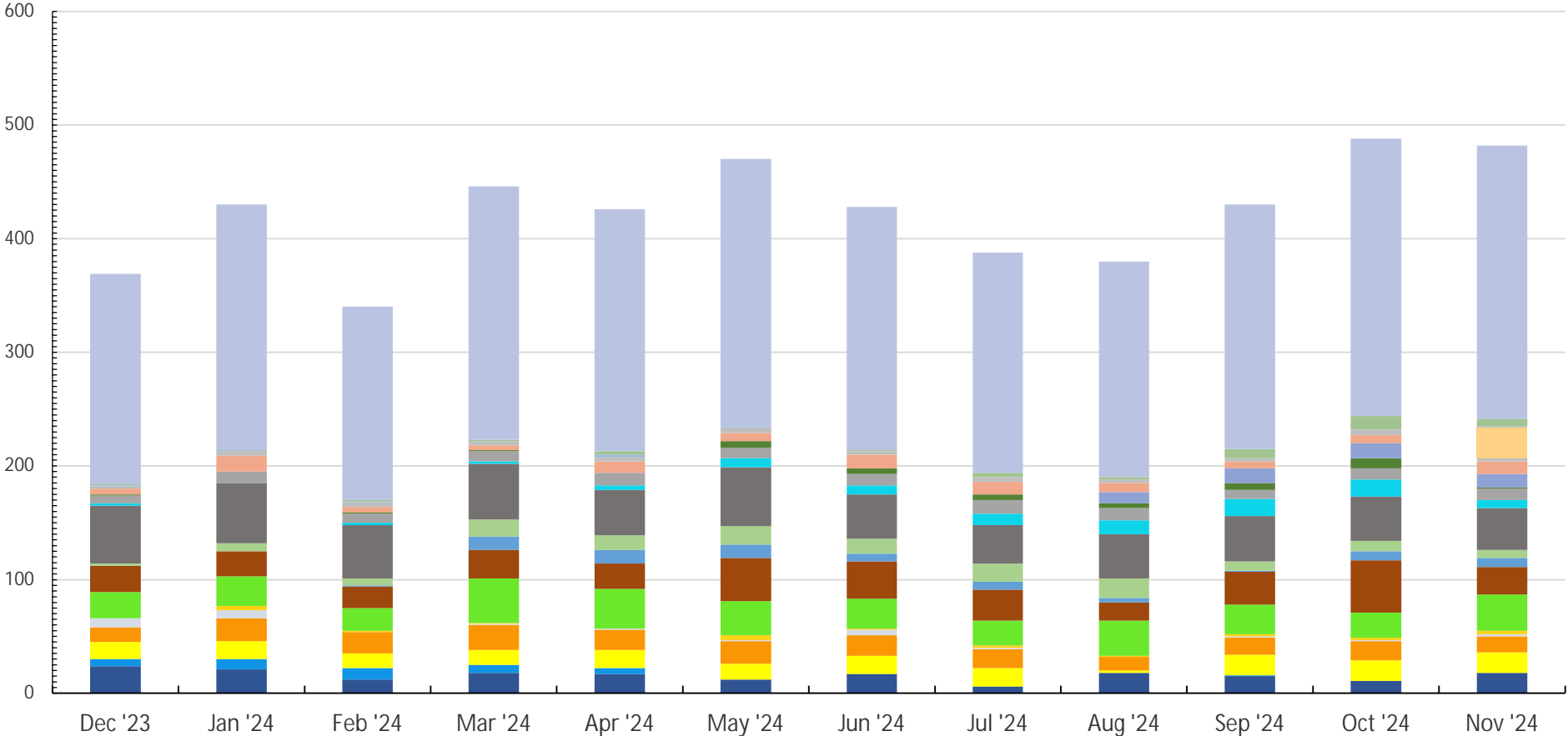
Monthly Septage Summary

November 2024

Date	Als Septic	Central Coast Services	Cids Septage	Cost U Less	Crown Sanitation	Lime Site Services	M. Servin Portable Toilets	Morton Septic	NextCrop	Reys	Ryans Pumping Service	Superior Sanitation	Tarin Septic Services	Toms Site Services	United Site Services	Valley Services	Western Site Services	City of Gilroy	City of Morgan Hill
1	1,200	225	1,200		600	700		2,500	400	175		400	1,500						
2																			
3																			
4	3,500	445	1,200	400		600		3,950							800				100
5				400	475		835	2,450		175		400	1,200				400		
6		275	1,000	1,000	600		380	1,200				300	1,500		1,680		3,400	100	
7	4,860		500		150			3,500	800	300	1,000				495		1,000		
8		225	1,000	900	850								1,200						
9																			
10																			
11							690							600	540				
12	1,500	235	1,200	900	2,350			5,450		175		450	1,500		735				
13	3,000	150	800	400	600			1,500					1,200		760				
14	3,200				775	600		2,450	400	175		300			265		900	500	
15			350	500	325	1,200		3,300				1,200							100
16																			
17																			
18	4,860	230	1,200	1,300	100			3,750				400			1,340				
19		145	2,000	1,800	600		835	2,700	400	175		500	1,200		840				
20	1,500	150	800	1,600	900		885	2,700	400					600	995				
21		265		500	300	450		2,250		175		400			270	1,000			100
22	2,904	395	400	1,300	650			1,200	400			500	1,000						
23																			
24				400											385				
25	4,860	145		900	175	1,300	865	1,250		175		500	1,200		760				
26		430	1,200	1,300	300			6,650					2,700		525				
27	2,700	140		400						200				660					
28																			
29																			
30							825												
Total GAL	34,084	3,455	12,850	14,000	9,750	4,850	5,315	46,800	2,800	1,725	1,000	5,350	14,200	1,860	10,390	1,000	5,700	600	300
Total \$	5,112.60	518.25	1,927.50	2,100.00	1,462.50	727.50	797.25	7,020.00	420.00	258.75	150.00	802.50	2,130.00	279.00	1,558.50	150.00	855.00		

Total Billable Gallons: 175,129.00
Total Billable Amount: \$26,269.35

Load Counts (by month)



- AI's
- Arrgo Builders
- Central Coast
- Cids's
- City of Gilroy
- City of Morgan Hill
- Cost U Less
- Crown
- Lime
- M. Servin
- Morton
- NextCrop
- Rey's
- Ryan's Pumping Service
- Superior Sanitation
- Tarin
- Tom's Site Services
- United Site Services
- Valley Services
- Western Site Services
-



Operations Management
and Facilities Services

1500 Southside Dr.
Gilroy, CA 95020
O +1 408 848 0480
F +1 408 842 0873
www.jacobs.com

January 3, 2025

Sally Lee
Santa Clara Dept. of Environmental Services
1555 Berger Drive, Bldg. 2, Suite 300
San Jose, CA 95112-2716

Re: Septage Disposal - December 2024

Dear Ms. Lee,

Attached is the Septage Disposal Report for the SCRWA facility which shows monthly volume and fees, and haulers daily volume summary.

Sincerely,

Kerry Edmonds

Kerry Edmonds
Project Assistant
Jacobs – Gilroy/Morgan Hill

via email: sally.lee@cep.sccgov.org
swpadmin@cep.sccgov.org
jimmy.forbis@ci.gilroy.ca.us
john.edgar@jacobs.com

cc: File 16.12

Monthly Septage Summary

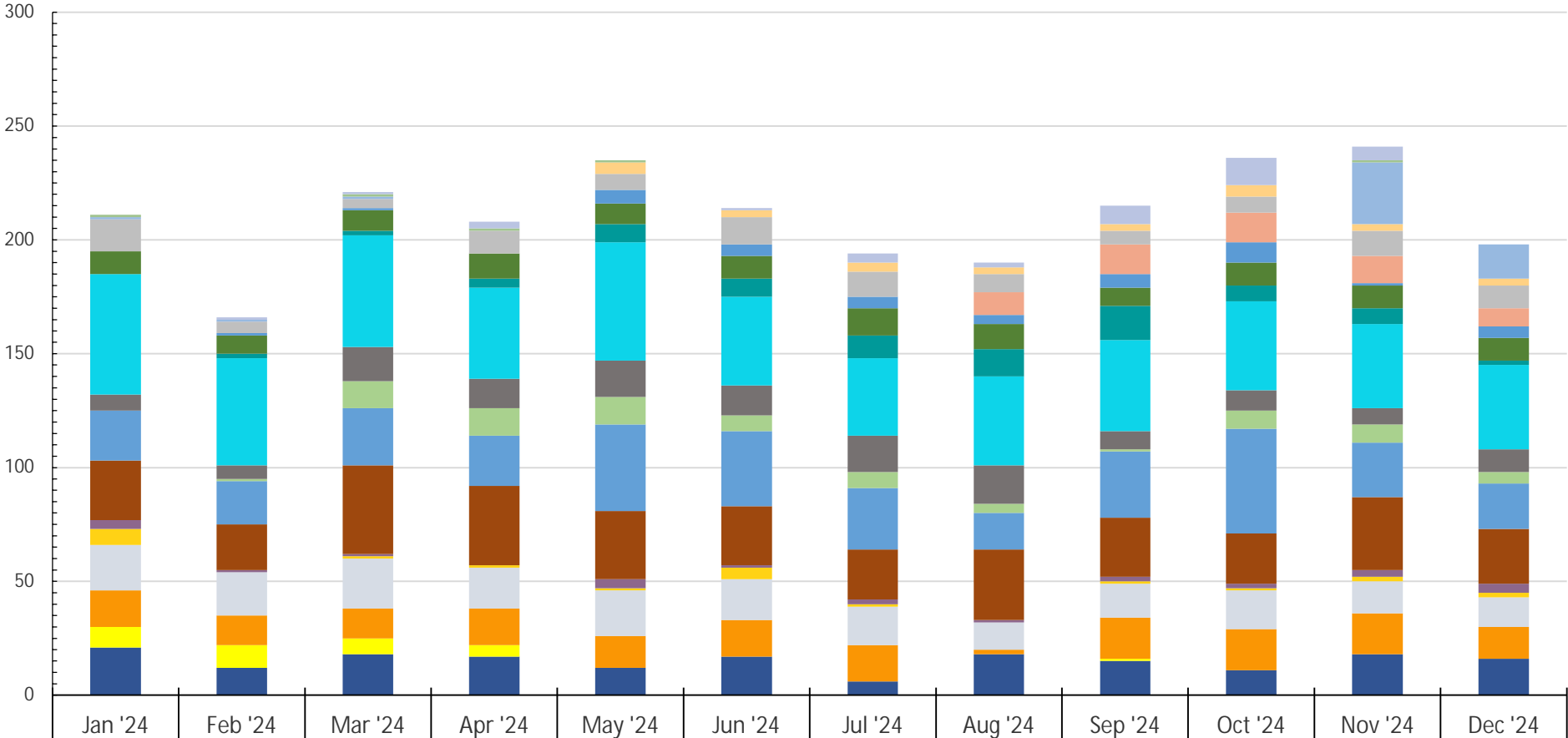
December 2024

Date	Als Septic	American Portables	Central Coast Services	Cids Septage	Cost U Less	Crown Sanitation	Lime Site Services	M. Servin Portable Toilets	Morton Septic	NextCrop	Reys	Ryans Pumping Service	Superior Sanitation	Tarin Septic Services	Toms Site Services	United	Valley Services	Western Site Services	City of Gilroy	City of Morgan Hill
1																				
2			145		800	345		785	5,200							468			150	100
3				1,200	500	550	500		1,000	400	175	1,500	800			755				
4	2,700		405			375									672	1,210				
5				1,200	800	200			2,450		200		400	1,200						
6			155		500	400			2,300					1,200						
7								835												
8																695				
9	9,624		145		900	425		860	4,950		175	1,500				500				
10	2,500			1,200	1,300		400		2,200		175		800			585				100
11			155			550			1,000					1,200		775				
12			210	1,200					2,450		150	1,000	250	1,500	660	260			200	
13			160		500	500				400			450	1,200						
14								1,690												
15																				
16	10,920		165	800					4,300											
17				1,200	400	650	550		2,400		175		450							100
18			420	500	400	500		700	1,000				800							
19				1,200	500			805	1,000		150									
20	1,500	150	800	800	400	1,175								2,700						
21		265						745												
22	2,904	395	400																	
23			160	1,200		300		790	1,250		100			1,200						100
24	3,360					800	550		5,500			1,200	450							
25																				
26	2,000			1,200	1,300				1,000											
27	1,200			500	500			865	1,200		150			1,200						
28																				
29																				
30			245	800	800	1,025	500		5,700			1,200								
31					900				1,250		100			1,200	600					
Total GAL	32,304		2,605	13,000	10,500	7,795	2,500	8,075	46,150	800	1,550	6,400	4,400	12,600	1,932	5,248			350	400
Total \$	4,845.60		390.75	1,950.00	1,575.00	1,169.25	375.00	1,211.25	6,922.50	120.00	232.50	960.00	660.00	1,890.00	289.80	787.20				

Total Billable Gallons: 155,859.00

Total Billable Amount: \$23,378.85

Load Counts (by month)



Load Counts (by month)

- AI's
- American Portables
- Arrgo Builders
- Central Coast
- City of Gilroy
- City of Morgan Hill
- Cost U Less
- Crown
- Cids's
- Lime
- M. Servin
- Morton
- NextCrop
- Rey's
- Ryan's Pumping Service
- Superior Sanitation
- Tarin
- Tom's Site Services
- United Site Services
- Valley Services
- Western Site Services



Operations Management
and Facilities Services

1500 Southside Dr.
Gilroy, CA 95020
O +1 408 848 0480
F +1 408 842 0873
www.jacobs.com

February 3, 2025

Sally Lee
Santa Clara Dept. of Environmental Services
1555 Berger Drive, Bldg. 2, Suite 300
San Jose, CA 95112-2716

Re: Septage Disposal - January 2025

Dear Ms. Lee,

Attached is the Septage Disposal Report for the SCRWA facility which shows monthly volume and fees, and haulers daily volume summary.

Sincerely,

Kerry Edmonds

Kerry Edmonds
Project Assistant
Jacobs – Gilroy/Morgan Hill

via email: sally.lee@cep.sccgov.org
swpadmin@cep.sccgov.org
jimmy.forbis@ci.gilroy.ca.us
john.edgar@jacobs.com

cc: File 16.12

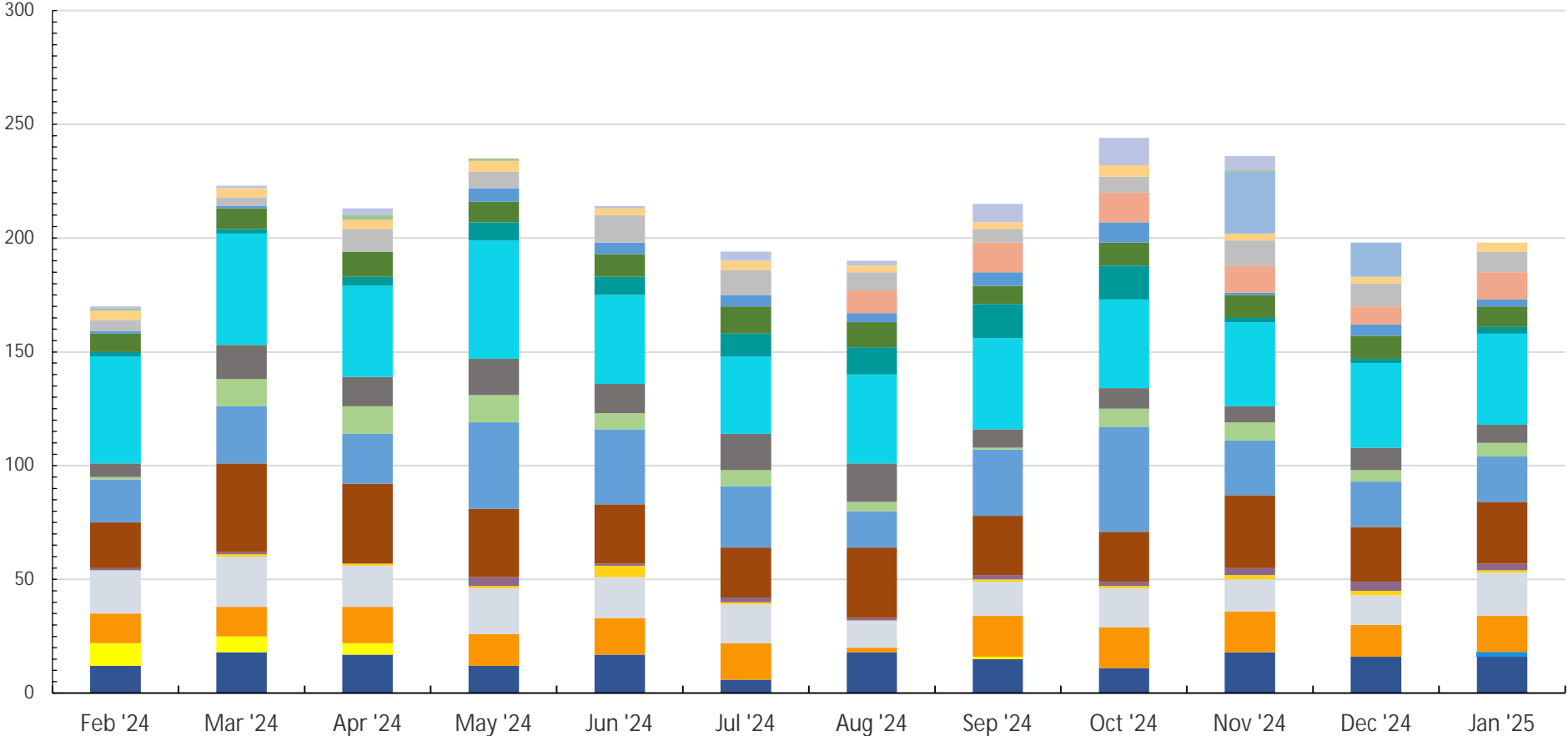
Monthly Septage Summary

January 2025

Date	Als Septic	American Portables	Central Coast Services	Cids Septage	Cost U Less	Crown Sanitation	Lime Site Services	M. Servin Portable Toilets	Morton Septic	NextCrop	Reys	Ryans Pumping Service	Superior Sanitation	Tarin Septic Services	Toms Site Services	Valley Services	City of Gilroy	City of Morgan Hill
1																		
2			225	1,500	1,300		550	755	1,200		175		800					
3	6,100		260		500	600		745	5,250									
4																		
5																		
6	4,860		155	1,200					1,000	400			700					
7				2,500	900	200			1,250		175							
8			165	1,200					1,000						600			
9					400			860	5,400		175		400	1,000				100
10			165		400	800							450				50	
11								770										
12																		
13			320	700	1,300	200	650	845	1,200	400				1,500				
14	3,360			1,200	400	600	500		1,000		175	1,200		1,200				
15	1,500			1,000	400	425		780	2,000				800		612			
16	3,360		280	500		510			2,500		150	1,200		1,500				
17			160	1,200	900				5,750				800					
18																		
19																		
20	2,500																	
21				1,000	800		400		1,250		150							100
22	2,400		580		400	840			2,700			1,000			612			
23	5,360	180						830	2,700		200		800	1,200				
24	1,500		235	500	400				4,550	400			800	1,500				
25																		
26																		
27	1,200		135	1,200	1,300	900			2,500				800					
28				1,200		775					150		800	1,200				
29	1,000	180	330	1,200	900				2,500					1,500	468			
30				2,400	400	745	300	900	1,200		150		1,200	1,200				
31			165	1,200	900	100	600		5,750									100
Total GAL	33,140	360	3,175	19,700	11,600	6,695	3,000	6,485	50,700	1,200	1,500	3,400	8,350	11,800	2,292		50	300
Total \$	4,971.00	54.00	476.25	2,955.00	1,740.00	1,004.25	450.00	972.75	7,605.00	180.00	225.00	510.00	1,252.50	1,770.00	343.80			

Total Billable Gallons: 163,397.00
Total Billable Amount: \$24,509.55

Load Counts (by month)



- AI's
- American Portables
- Arrgo Builders
- Central Coast
- Cids's
- City of Gilroy
- City of Morgan Hill
- Cost U Less
- Crown
- Lime
- M. Servin
- Morton
- NextCrop
- Rey's
- Ryan's Pumping Service
- Superior Sanitation
- Tarin
- Tom's Site Services
- United Site Services
- Valley Services
- Western Site Services



**Operations Management
and Facilities Services**

1500 Southside Dr.
Gilroy, CA 95020
O +1 408 848 0480
F +1 408 842 0873
www.jacobs.com

March 7, 2025

Sally Lee
Santa Clara Dept. of Environmental Services
1555 Berger Drive, Bldg. 2, Suite 300
San Jose, CA 95112-2716

Re: Septage Disposal - February 2025

Dear Ms. Lee,

Attached is the Septage Disposal Report for the SCRWA facility which shows monthly volume and fees, and haulers daily volume summary.

Sincerely,

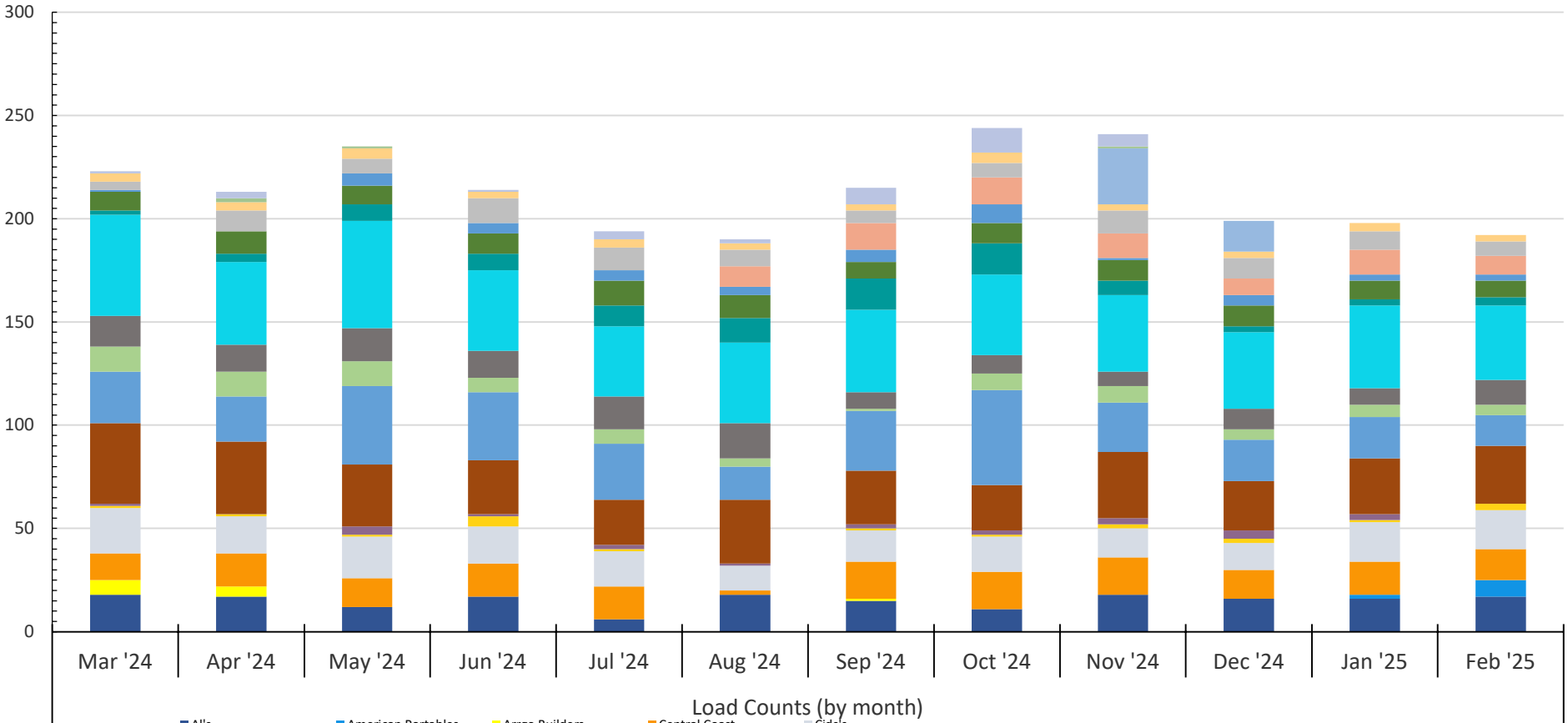
Kerry Edmonds

Kerry Edmonds
Project Assistant
Jacobs – Gilroy/Morgan Hill

via email: sally.lee@cep.sccgov.org
swpadmin@cep.sccgov.org
jimmy.forbis@ci.gilroy.ca.us
john.edgar@jacobs.com

cc: File 16.12

Load Counts (by month)



- Load Counts (by month)
- Al's
 - American Portables
 - Arrgo Builders
 - Central Coast
 - City of Gilroy
 - City of Morgan Hill
 - Cost U Less
 - Crown
 - Cids's
 - Lime
 - Morton
 - M. Servin
 - NextCrop
 - Rey's
 - Ryan's Pumping Service
 - Superior Sanitation
 - Tarin
 - Tom's Site Services
 - United Site Services
 - Valley Services

Engineering Projects Report

April 2, 2025

TREATMENT CAPACITY EXPANSION PROJECT

Status: **PG&E service change process (Dec 2021)** – Application submitted to utility to study system needs
BAAQMD permit to operate (Dec 2021) – Application in review by local air district (Submitted)
NPDES permit change (March 2022) – Adoption of new permit by State Water Board (Submitted)
New plant construction and commissioning (2021- 2025) – In compliance with permits
Board presentation (2025) – Board accepts completed project

Construction management and inspection services are ongoing. Current activities include electrical system installation for MBR facility and functional testing and startup for the dewatering facility. Current work includes review of major equipment submittals, shop drawings, contract document clarifications, and contractor's request for information and outline of startup/commissioning plan.

Status	2025											
	Jan	Feb	Mar	Apr	May	Jun	July	Aug	Sep	Oct	Nov	Dec
Construction	◆											
PG&E Application	→											
Air District Permit	→											
NPDES Permit	→											

Key Milestones	CEQA, Bid Advertisement Process	Board Certified CEQA & Authorizes Bidding	Board Reviews Bids and Awards Contract	Permits & Plant Expansion Construction	Board Accepts Completed Project
Forecast	Oct 2020	Nov 2020	May 2021	2021 - 2025	2025

NPDES/WDR PERMIT RENEWAL

Phase: In Permit Compliance
Project Status: Ongoing tasks

Current NPDES/WDR permit was adopted in 2017. Groundwater contour mapping for the Fourth Quarter 2024 Groundwater Monitoring report is complete. Comments to Administrative Draft for the NPDES Permit was provided by the SCRWA in February 2025. NPDES Permit Review Meeting with RWQCB was conducted in March 2025. Administrative Draft for the WDR Permit is pending from the RWQCB.

Key Milestones	Adopted Permit	Permit Compliance	Permit Renewal
Forecast	November 2017	Ongoing	Ongoing

RECYCLED WATER SYSTEM SUPPORT

Phase: Ongoing operations, maintenance and customer permit support
Project Status: On Schedule

Ongoing review of customer permits, site inspections, and update of records for new and existing users are in progress. Annual self-inspection and Recycled Water Users Training was conducted in summer 2024. Permit application review for new recycled water users was conducted during the reporting period.